



# Circuito de Jerez

Euroformula Open  
Results Booklet





## Euroformula Open

Circuito de Jerez

Free Practice 1

Classification


Nr.	Driver	Nat	Team	Car	Time	Lap	Total	Gap	Kph
1	62 Ferdinand Habsburg	AUT	Drivex School	Dallara F312	RT/F3E	10	12	-	166.3
2	45 Harison Scott	GBR	Teo Martin Motorsport	Dallara F312	RT	3	6	+0.452	165.6
3	98 Colton Herta	USA	Carlin Motorsports	Dallara F312	RT/F3E	12	15	+0.619	165.3
4	47 Keyvan Andres	DEU	Carlin Motorsports	Dallara F312	RT/F3E	11	13	+1.361	164.0
5	4 Tatiana Calderon	COL	RP Motorsport	Dallara F312	F3E	12	15	+1.479	163.8
6	7 Diego Menchaca	MEX	Campos Racing	Dallara F312	F3E	6	12	+1.617	163.6
7	20 Daniil Pronenko	RUS	BVM Racing	Dallara F312	RT/F3E	9	12	+1.626	163.6
8	21 Ye Hongli	CHN	BVM Racing	Dallara F312	RT/F3E	9	12	+1.667	163.5
9	72 Nikita Zlobin	RUS	Teo Martin Motorsport	Dallara F312	F3E	10	13	+1.722	163.4
10	6 Julio Moreno	ECU	Campos Racing	Dallara F312	F3E	11	13	+1.795	163.3
11	8 Leonardo Pulcini	ITA	Campos Racing	Dallara F312	F3E	6	6	+1.891	163.1
12	3 Damiano Fioravanti	ITA	RP Motorsport	Dallara F312	F3E	9	12	+1.942	163.0
13	1 Antoni Ptak	POL	RP Motorsport	Dallara F312	F3E	12	13	+2.101	162.8
14	51 Ameya Vaidyanathan	IND	Carlin Motorsports	Dallara F312	RT/F3E	13	14	+2.398	162.3
15	9 Gulhuseyn Abdullayev	AZE	Campos Racing	Dallara F312	RT/F3E	12	12	+2.677	161.8
16	5 Tanart Sathienthirakul	THA	RP Motorsport	Dallara F312	F3E	14	14	+3.289	160.8
17	2 Kantadhee Kusiri	THA	RP Motorsport	Dallara F312	F3E	13	15	+3.806	160.0
18	91 Vassiliy Romanov	RUS	Drivex School	Dallara F312	RT				

<b>Fastest Lap</b>	Lap 10	Ferdinand Habsburg	1:35.834	166.3 Kph
--------------------	--------	--------------------	----------	-----------

Published at: .....

Track Status: **DRY**

<b>Race Director:</b>	<b>Timekeeper:</b>
-----------------------	--------------------




## Euroformula Open

Circuito de Jerez

Free Practice 1

Best Sector Times

SECTOR 1			SECTOR 2			SECTOR 3			Pos	Driver	Ideal Lap	Best Lap
Pos	Driver	Time	Driver	Time	Driver	Time						
1	62 F.Habsburg	36.813	98 C.Herta	25.626	62 F.Habsburg	33.301	1	62 F.Habsburg	1:35.777	1:35.834	(1)	
2	45 H.Scott	37.007	62 F.Habsburg	25.663	45 H.Scott	33.448	2	45 H.Scott	1:36.278	1:36.286	(2)	
3	98 C.Herta	37.033	45 H.Scott	25.823	98 C.Herta	33.738	3	98 C.Herta	1:36.397	1:36.453	(3)	
4	8 L.Pulcini	37.204	4 T.Calderon	25.876	20 D.Pronenko	33.919	4	47 K.Andres	1:37.134	1:37.195	(4)	
5	47 K.Andres	37.248	47 K.Andres	25.918	47 K.Andres	33.968	5	4 T.Calderon	1:37.228	1:37.313	(5)	
6	7 D.Menchaca	37.326	7 D.Menchaca	25.928	3 D.Fioravanti	34.016	6	20 D.Pronenko	1:37.321	1:37.460	(7)	
7	4 T.Calderon	37.335	20 D.Pronenko	25.968	4 T.Calderon	34.017	7	7 D.Menchaca	1:37.344	1:37.451	(6)	
8	6 J.Moreno	37.418	6 J.Moreno	25.972	6 J.Moreno	34.033	8	8 L.Pulcini	1:37.416	1:37.725	(11)	
9	72 N.Zlobin	37.425	72 N.Zlobin	25.976	72 N.Zlobin	34.042	9	6 J.Moreno	1:37.423	1:37.629	(10)	
10	20 D.Pronenko	37.434	21 Y.Hongli	25.995	21 Y.Hongli	34.069	10	72 N.Zlobin	1:37.443	1:37.556	(9)	
11	21 Y.Hongli	37.437	8 L.Pulcini	26.040	7 D.Menchaca	34.090	11	21 Y.Hongli	1:37.501	1:37.501	(8)	
12	3 D.Fioravanti	37.437	1 A.Ptak	26.107	8 L.Pulcini	34.172	12	3 D.Fioravanti	1:37.592	1:37.776	(12)	
13	1 A.Ptak	37.557	51 A.Vaidyanathan	26.118	51 A.Vaidyanathan	34.260	13	1 A.Ptak	1:37.935	1:37.935	(13)	
14	51 A.Vaidyanathan	37.704	3 D.Fioravanti	26.139	1 A.Ptak	34.271	14	51 A.Vaidyanathan	1:38.082	1:38.232	(14)	
15	9 G.Abdullayev	37.721	9 G.Abdullayev	26.348	9 G.Abdullayev	34.358	15	9 G.Abdullayev	1:38.427	1:38.511	(15)	
16	5 T.Sathienthirakul	38.077	5 T.Sathienthirakul	26.430	5 T.Sathienthirakul	34.494	16	5 T.Sathienthirakul	1:39.001	1:39.123	(16)	
17	2 K.Kusiri	38.135	2 K.Kusiri	26.458	2 K.Kusiri	35.047	17	2 K.Kusiri	1:39.640	1:39.640	(17)	




## Euroformula Open

Circuito de Jerez

Free Practice 1

Fastest Lap Sequence

Practice Time	Driver	Team	Car	Class	Time	Kph	Lap
3:58.031	<b>51 Ameya Vaidyanathan</b>	Carlin Motorsports	Dallara F312	RT/F3E	<b>1:46.046</b>	150.3	2
4:05.359	<b>5 Tanart Sathienthirakul</b>	RP Motorsport	Dallara F312	F3E	<b>1:43.106</b>	154.6	2
4:12.156	<b>3 Damiano Fioravanti</b>	RP Motorsport	Dallara F312	F3E	<b>1:43.034</b>	154.7	2
5:16.667	<b>4 Tatiana Calderon</b>	RP Motorsport	Dallara F312	F3E	<b>1:41.895</b>	156.4	2
5:39.745	<b>51 Ameya Vaidyanathan</b>	Carlin Motorsports	Dallara F312	RT/F3E	<b>1:41.714</b>	156.7	3
5:42.776	<b>98 Colton Herta</b>	Carlin Motorsports	Dallara F312	RT/F3E	<b>1:40.122</b>	159.2	3
5:45.330	<b>5 Tanart Sathienthirakul</b>	RP Motorsport	Dallara F312	F3E	<b>1:39.971</b>	159.5	3
6:31.931	<b>62 Ferdinand Habsburg</b>	Drivex School	Dallara F312	RT/F3E	<b>1:39.214</b>	160.7	3
6:55.835	<b>4 Tatiana Calderon</b>	RP Motorsport	Dallara F312	F3E	<b>1:39.168</b>	160.7	3
7:21.712	<b>98 Colton Herta</b>	Carlin Motorsports	Dallara F312	RT/F3E	<b>1:38.936</b>	161.1	4
8:10.723	<b>62 Ferdinand Habsburg</b>	Drivex School	Dallara F312	RT/F3E	<b>1:38.792</b>	161.4	4
8:15.915	<b>47 Keyan Andres</b>	Carlin Motorsports	Dallara F312	RT/F3E	<b>1:38.052</b>	162.6	3
9:53.799	<b>47 Keyan Andres</b>	Carlin Motorsports	Dallara F312	RT/F3E	<b>1:37.884</b>	162.9	4
11:31.265	<b>47 Keyan Andres</b>	Carlin Motorsports	Dallara F312	RT/F3E	<b>1:37.466</b>	163.6	5
16:07.476	<b>7 Diego Menchaca</b>	Campos Racing	Dallara F312	F3E	<b>1:37.451</b>	163.6	6
20:44.569	<b>98 Colton Herta</b>	Carlin Motorsports	Dallara F312	RT/F3E	<b>1:37.028</b>	164.3	10
22:21.231	<b>98 Colton Herta</b>	Carlin Motorsports	Dallara F312	RT/F3E	<b>1:36.662</b>	164.9	11
23:57.684	<b>98 Colton Herta</b>	Carlin Motorsports	Dallara F312	RT/F3E	<b>1:36.453</b>	165.3	12
25:02.115	<b>45 Harison Scott</b>	Teo Martin Motorsport	Dallara F312	RT	<b>1:36.286</b>	165.6	3
25:52.841	<b>62 Ferdinand Habsburg</b>	Drivex School	Dallara F312	RT/F3E	<b>1:35.834</b>	166.3	10




**Euroformula Open**  
Circuito de Jerez  
Free Practice 1

Analysis

■ Personal Best ■ Session Best B Crossing the finish line in pit lane


Lap	Time	Sector 1	Sector 2	Sector 3	Kph	Elapsed	Lap	Time	Sector 1	Sector 2	Sector 3	Kph	Elapsed	
<b>1</b>	<b>Antoni Ptak</b> POL							5	1:48.630	42.954	29.478	36.198	146.7	10:23.514
	RP Motorsport Dallara F312							6	1:38.919	37.959	26.427	34.533	161.2	12:02.433
1	3:26.910	2:19.002	29.813	38.095	77.0	3:26.910	7	1:38.630	37.882	26.258	34.490	161.6	13:41.063	
2	1:43.419	40.298	27.515	35.606	154.1	5:10.329	8	1:38.288	37.660	26.318	34.310	162.2	15:19.351	
3	1:43.192	38.833	28.268	36.091	154.5	6:53.521	9	4:59.170B	38.761	27.702	3:52.707	53.3	20:18.521	
4	1:41.149	38.738	27.157	35.254	157.6	8:34.670	10	1:56.704	49.614	29.958	37.132	136.6	22:15.225	
5	1:43.650	39.414	27.211	37.025	153.8	10:18.320	11	1:41.866	38.078	27.134	36.654	156.5	23:57.091	
6	1:40.344	38.239	26.881	35.224	158.9	11:58.664	12	1:37.313	37.392	25.885	34.036	163.8	25:34.404	
7	8:05.546B	42.238	30.383	6:52.925	32.8	20:04.210	13	1:46.213	37.487	32.937	35.789	150.1	27:20.617	
8	1:53.791	47.684	28.065	38.042	140.1	21:58.001	14	1:37.390	37.335	26.038	34.017	163.7	28:58.007	
9	1:42.703	38.175	28.469	36.059	155.2	23:40.704	15	1:37.416	37.399	25.876	34.141	163.6	30:35.423	
10	1:38.985	38.280	26.208	34.497	161.0	25:19.689								
11	1:38.183	37.685	26.123	34.375	162.4	26:57.872								
12	1:37.935	37.557	26.107	34.271	162.8	28:35.807								
13	1:38.232	37.610	26.175	34.447	162.3	30:14.039								
<b>2</b>	<b>Kantadhee Kusiri</b> THA							<b>5</b>	<b>Tanart Sathienthirakul</b> THA					
	RP Motorsport Dallara F312								RP Motorsport Dallara F312					
1	2:15.482	1:04.347	32.223	38.912	117.7	2:15.482	1	2:22.253	1:15.470	30.018	36.765	112.1	2:22.253	
2	1:53.828	44.281	31.462	38.085	140.0	4:09.310	2	1:43.106	38.863	26.984	37.259	154.6	4:05.359	
3	1:43.364	39.871	28.083	35.410	154.2	5:52.674	3	1:39.971	38.481	26.545	34.945	159.5	5:45.330	
4	1:40.825	38.495	27.035	35.295	158.1	7:33.499	4	1:39.594	38.241	26.557	34.796	160.1	7:24.924	
5	1:40.512	38.457	26.940	35.115	158.6	9:14.011	5	1:39.405	38.211	26.617	34.577	160.4	9:04.329	
6	1:40.690	38.538	26.879	35.273	158.3	10:54.701	6	1:41.308	38.090	26.642	36.576	157.3	10:45.637	
7	1:40.427	38.382	26.801	35.244	158.7	12:35.128	7	1:39.392	38.077	26.551	34.764	160.4	12:25.029	
8	1:40.455	38.390	26.829	35.236	158.7	14:15.583	8	1:42.192	39.869	27.260	35.063	156.0	14:07.221	
9	5:55.948B	38.702	26.970	4:50.276	44.8	20:11.531	9	6:23.474B	38.693	28.210	5:16.571	41.6	20:30.695	
10	1:57.931	48.716	31.235	37.980	135.2	22:09.462	10	1:52.303	44.785	28.336	39.182	141.9	22:22.998	
11	1:43.709	40.356	27.934	35.419	153.7	23:53.171	11	1:40.133	38.281	26.798	35.054	159.2	24:03.131	
12	1:40.235	38.426	26.732	35.077	159.0	25:33.406	12	1:39.129	38.191	26.444	34.494	160.8	25:42.260	
13	1:39.640	38.135	26.458	35.047	160.0	27:13.046	13	1:39.444	38.144	26.494	34.806	160.3	27:21.704	
14	1:49.187	38.426	30.427	40.334	146.0	29:02.233	14	1:39.123	38.105	26.430	34.588	160.8	29:00.827	
15	1:40.645	38.624	26.730	35.291	158.4	30:42.878								
<b>3</b>	<b>Damiano Fioravanti</b> ITA							<b>6</b>	<b>Julio Moreno</b> ECU					
	RP Motorsport Dallara F312								Campos Racing Dallara F312					
1	2:29.122	1:23.448	28.939	36.735	106.9	2:29.122	1	5:22.292	4:13.050	31.634	37.608	49.5	5:22.292	
2	1:43.034	39.400	27.767	35.867	154.7	4:12.156	2	1:50.032	41.218	30.949	37.865	144.9	7:12.324	
3	1:42.141	38.841	27.803	35.497	156.1	5:54.297	3	1:39.880	37.954	26.893	35.033	159.6	8:52.204	
4	1:41.473	38.632	27.174	35.667	157.1	7:35.770	4	1:49.624	40.514	29.568	39.542	145.4	10:41.828	
5	1:40.434	38.304	27.180	34.950	158.7	9:16.204	5	1:38.756	37.927	26.514	34.315	161.4	12:20.584	
6	10:41.343B	38.175	26.953	9:36.215	24.9	19:57.547	6	1:38.328	37.534	26.467	34.327	162.1	13:58.912	
7	1:53.946	46.312	30.578	37.056	139.9	21:51.493	7	1:37.853	37.581	26.074	34.198	162.9	15:36.765	
8	1:38.286	37.962	26.308	34.016	162.2	23:29.779	8	6:06.056B	37.418	26.264	5:02.374	43.5	21:42.821	
9	1:37.776	37.437	26.147	34.192	163.0	25:07.555	9	1:50.004	48.941	26.692	34.371	144.9	23:32.825	
10	1:37.831	37.517	26.167	34.147	162.9	26:45.386	10	1:38.102	37.721	26.276	34.105	162.5	25:10.927	
11	1:37.914	37.479	26.139	34.296	162.8	28:23.300	11	1:37.629	37.624	25.972	34.033	163.3	26:48.556	
12	1:38.215	37.618	26.243	34.354	162.3	30:01.515	12	1:37.961	37.581	26.136	34.244	162.7	28:26.517	
							13	1:41.480	37.679	26.512	37.289	157.1	30:07.997	
<b>4</b>	<b>Tatiana Calderon</b> COL							<b>7</b>	<b>Diego Menchaca</b> MEX					
	RP Motorsport Dallara F312								Campos Racing Dallara F312					
1	3:34.772	2:25.110	31.339	38.323	74.2	3:34.772	1	2:43.696	1:37.834	29.232	36.630	97.4	2:43.696	
2	1:41.895	39.229	27.321	35.345	156.4	5:16.667	2	6:38.597B	39.138	28.596	5:30.863	40.0	9:22.293	
3	1:39.168	38.094	26.504	34.570	160.7	6:55.835	3	1:52.204	51.058	26.687	34.459	142.1	11:14.497	
4	1:39.049	37.949	26.370	34.730	160.9	8:34.884	4	1:37.763	37.470	26.144	34.149	163.1	12:52.260	
							5	1:37.765	37.386	26.123	34.256	163.1	14:30.025	
							6	1:37.451	37.326	25.928	34.197	163.6	16:07.476	
							7	5:59.612B	37.538	26.230	4:55.844	44.3	22:07.088	
							8	1:42.857	42.224	26.373	34.260	155.0	23:49.945	
							9	1:37.604	37.466	26.048	34.090	163.3	25:27.549	



**Euroformula Open**  
Circuito de Jerez  
Free Practice 1

Analysis

Lap	Time	Sector 1	Sector 2	Sector 3	Kph	Elapsed	Lap	Time	Sector 1	Sector 2	Sector 3	Kph	Elapsed
10	1:42.834	37.659	28.290	36.885	155.0	27:10.383	12	1:37.703	37.565	26.053	34.085	163.2	31:06.241
11	1:37.730	37.543	26.080	34.107	163.1	28:48.113	<div style="border: 1px solid black; padding: 5px;"> <b>45</b> <b>Harison Scott</b> <span style="float: right;">GBR</span>                      Teo Martin Motorsport <span style="float: right;">Dallara F312</span> </div>						
12	1:37.679	37.415	25.986	34.278	163.2	30:25.792	1	21:47.468	...	30.733	36.239	12.2	21:47.468
<div style="border: 1px solid black; padding: 5px;"> <b>8</b> <b>Leonardo Pulcini</b> <span style="float: right;">ITA</span>                      Campos Racing <span style="float: right;">Dallara F312</span> </div>							2	1:38.361	38.049	26.287	34.025	162.1	23:25.829
1	19:21.691	...	30.522	36.424	13.7	19:21.691	3	<b>1:36.286</b>	37.015	<b>25.823</b>	<b>33.448</b>	165.6	25:02.115
2	4:47.840	<b>B</b> 38.889	27.866	3:41.085	55.4	24:09.531	4	1:36.433	<b>37.007</b>	25.848	33.578	165.3	26:38.548
3	1:47.944	42.704	29.095	36.145	147.7	25:57.475	5	1:41.937	39.979	27.568	34.390	156.4	28:20.485
4	1:37.732	37.520	<b>26.040</b>	<b>34.172</b>	163.1	27:35.207	6	1:36.720	37.085	25.926	33.709	164.8	29:57.205
5	1:39.193	37.529	26.931	34.733	160.7	29:14.400	<div style="border: 1px solid black; padding: 5px;"> <b>47</b> <b>Keyvan Andres</b> <span style="float: right;">DEU</span>                      Carlin Motorsports <span style="float: right;">Dallara F312</span> </div>						
6	<b>1:37.725</b>	<b>37.204</b>	26.345	34.176	163.1	30:52.125	1	4:56.341	3:51.710	28.372	36.259	53.8	4:56.341
<div style="border: 1px solid black; padding: 5px;"> <b>9</b> <b>Gulhuseyn Abdullayev</b> <span style="float: right;">AZE</span>                      Campos Racing <span style="float: right;">Dallara F312</span> </div>							2	1:41.522	39.407	27.105	35.010	157.0	6:37.863
1	2:53.509	1:45.208	30.660	37.641	91.9	2:53.509	3	1:38.052	37.522	26.311	34.219	162.6	8:15.915
2	1:44.229	40.613	27.635	35.981	152.9	4:37.738	4	1:37.884	37.553	26.130	34.201	162.9	9:53.799
3	1:41.935	39.046	27.405	35.484	156.4	6:19.673	5	1:37.466	37.444	25.953	34.069	163.6	11:31.265
4	1:40.199	38.423	26.851	34.925	159.1	7:59.872	6	1:37.961	37.560	26.073	34.328	162.7	13:09.226
5	11:42.181	<b>B</b> 38.609	27.053	...	22.7	19:42.053	7	7:17.176	<b>B</b> 39.055	28.541	6:09.580	36.5	20:26.402
6	1:51.109	46.685	28.762	35.662	143.5	21:33.162	8	1:52.157	46.526	29.082	36.549	142.1	22:18.559
7	1:40.898	38.892	27.344	34.662	158.0	23:14.060	9	1:42.569	38.799	29.476	34.294	155.4	24:01.128
8	1:39.235	38.168	26.570	34.497	160.6	24:53.295	10	1:37.236	37.294	<b>25.918</b>	34.024	163.9	25:38.364
9	1:39.305	38.073	26.492	34.740	160.5	26:32.600	11	<b>1:37.195</b>	<b>37.248</b>	25.979	<b>33.968</b>	164.0	27:15.559
10	1:39.002	38.044	26.394	34.564	161.0	28:11.602	12	1:37.521	37.427	25.976	34.118	163.5	28:53.080
11	1:38.922	37.939	<b>26.348</b>	34.635	161.1	29:50.524	13	1:37.651	37.466	26.052	34.133	163.2	30:30.731
12	<b>1:38.511</b>	<b>37.721</b>	26.432	<b>34.358</b>	161.8	31:29.035	<div style="border: 1px solid black; padding: 5px;"> <b>51</b> <b>Ameya Vaidyanathan</b> <span style="float: right;">IND</span>                      Carlin Motorsports <span style="float: right;">Dallara F312</span> </div>						
<div style="border: 1px solid black; padding: 5px;"> <b>20</b> <b>Daniil Pronenko</b> <span style="float: right;">RUS</span>                      BVM Racing <span style="float: right;">Dallara F312</span> </div>							1	2:11.985	1:03.184	31.140	37.661	120.8	2:11.985
1	3:07.373	2:02.134	29.189	36.050	85.1	3:07.373	2	1:46.046	41.159	28.966	35.921	150.3	3:58.031
2	1:45.892	41.606	27.427	36.859	150.5	4:53.265	3	1:41.714	39.117	27.221	35.376	156.7	5:39.745
3	1:40.371	38.547	26.533	35.291	158.8	6:33.636	4	3:56.104	<b>B</b> 40.477	32.538	2:43.089	67.5	9:35.849
4	1:39.653	38.108	26.656	34.889	160.0	8:13.289	5	2:02.092	51.083	34.420	36.589	130.6	11:37.941
5	7:44.030	<b>B</b> 38.253	26.858	6:38.919	34.4	15:57.319	6	1:41.279	39.639	27.097	34.543	157.4	13:19.220
6	1:50.886	47.831	28.067	34.988	143.8	17:48.205	7	1:38.982	38.027	26.322	34.633	161.0	14:58.202
7	1:37.816	37.679	26.156	33.981	163.0	19:26.021	8	1:38.529	37.942	26.259	34.328	161.8	16:36.731
8	1:37.735	37.525	26.112	34.098	163.1	21:03.756	9	5:10.327	<b>B</b> 38.064	26.614	4:05.649	51.4	21:47.058
9	<b>1:37.460</b>	<b>37.434</b>	26.107	<b>33.919</b>	163.6	22:41.216	10	2:00.220	48.704	32.804	38.712	132.6	23:47.278
10	4:25.184	<b>B</b> 37.644	<b>25.968</b>	3:21.572	60.1	27:06.400	11	1:38.947	38.030	26.404	34.513	161.1	25:26.225
11	1:43.416	42.987	26.285	34.144	154.1	28:49.816	12	1:38.970	38.200	26.386	34.384	161.1	27:05.195
12	1:38.346	37.703	26.260	34.383	162.1	30:28.162	13	<b>1:38.232</b>	<b>37.704</b>	<b>26.118</b>	34.410	162.3	28:43.427
<div style="border: 1px solid black; padding: 5px;"> <b>21</b> <b>Ye Hongli</b> <span style="float: right;">CHN</span>                      BVM Racing <span style="float: right;">Dallara F312</span> </div>							14	1:38.292	37.752	26.280	<b>34.260</b>	162.2	30:21.719
1	4:20.516	3:14.711	29.411	36.394	61.2	4:20.516	<div style="border: 1px solid black; padding: 5px;"> <b>62</b> <b>Ferdinand Habsburg</b> <span style="float: right;">AUT</span>                      Drivex School <span style="float: right;">Dallara F312</span> </div>						
2	1:40.658	38.865	26.813	34.980	158.4	6:01.174	1	3:06.745	2:01.055	29.155	36.535	85.4	3:06.745
3	1:39.285	38.075	26.471	34.739	160.6	7:40.459	2	1:45.972	41.547	27.411	37.014	150.4	4:52.717
4	1:39.142	38.075	26.424	34.643	160.8	9:19.601	3	1:39.214	38.162	26.497	34.555	160.7	6:31.931
5	1:39.271	37.987	26.422	34.862	160.6	10:58.872	4	1:38.792	37.858	26.420	34.514	161.4	8:10.723
6	9:10.968	<b>B</b> 38.021	26.515	8:06.432	28.9	20:09.840	5	1:38.626	37.827	26.375	34.424	161.6	9:49.349
7	1:51.427	47.287	28.286	35.854	143.1	22:01.267	6	1:38.750	37.889	26.376	34.485	161.4	11:28.099
8	1:42.030	<b>37.437</b>	26.191	38.402	156.2	23:43.297	7	9:03.533	<b>B</b> 38.248	26.800	7:58.485	29.3	20:31.632
9	<b>1:37.501</b>	37.437	<b>25.995</b>	<b>34.069</b>	163.5	25:20.798	8	2:07.014	1:01.360	28.712	36.942	125.5	22:38.646
10	2:04.511	47.851	37.196	39.464	128.0	27:25.309	9	1:38.361	38.325	26.518	33.518	162.1	24:17.007
11	2:03.229	48.023	36.773	38.433	129.4	29:28.538	10	<b>1:35.834</b>	36.870	<b>25.663</b>	<b>33.301</b>	166.3	25:52.841



**Euroformula Open**  
Circuito de Jerez  
Free Practice 1


Analysis

■ Personal Best   
 ■ Session Best   
 B Crossing the finish line in pit lane

Lap	Time	Sector 1	Sector 2	Sector 3	Kph	Elapsed	Lap	Time	Sector 1	Sector 2	Sector 3	Kph	Elapsed
11	1:36.035	36.813	25.736	33.486	166.0	27:28.876							
12	1:41.877	40.865	27.261	33.751	156.5	29:10.753							

72		Nikita Zlobin					RUS
		Teo Martin Motorsport					Dallara F312
1	4:47.971	3:42.356	29.254	36.361	55.4	4:47.971	
2	1:41.302	38.952	27.287	35.063	157.4	6:29.273	
3	1:39.209	37.888	26.748	34.573	160.7	8:08.482	
4	1:38.595	37.793	26.384	34.418	161.7	9:47.077	
5	1:39.823	38.621	26.483	34.719	159.7	11:26.900	
6	1:38.861	37.857	26.412	34.592	161.2	13:05.761	
7	8:17.610 <b>B</b>	38.394	27.489	7:11.727	32.0	21:23.371	
8	1:48.688	45.793	27.507	35.388	146.7	23:12.059	
9	1:39.542	38.542	26.621	34.379	160.1	24:51.601	
10	1:37.556	37.538	25.976	34.042	163.4	26:29.157	
11	1:37.717	37.425	26.152	34.140	163.1	28:06.874	
12	1:37.764	37.476	26.084	34.204	163.1	29:44.638	
13	1:37.714	37.504	26.144	34.066	163.1	31:22.352	

98		Colton Herta					USA
		Carlin Motorsports					Dallara F312
1	2:16.394	1:05.635	32.045	38.714	116.9	2:16.394	
2	1:46.260	42.145	28.654	35.461	150.0	4:02.654	
3	1:40.122	38.697	26.801	34.624	159.2	5:42.776	
4	1:38.936	37.971	26.474	34.491	161.1	7:21.712	
5	1:38.589	37.712	26.484	34.393	161.7	9:00.301	
6	1:38.658	37.838	26.309	34.511	161.6	10:38.959	
7	1:38.129	37.660	26.023	34.446	162.4	12:17.088	
8	4:58.497 <b>B</b>	38.962	27.584	3:51.951	53.4	17:15.585	
9	1:51.956	46.498	30.037	35.421	142.4	19:07.541	
10	1:37.028	37.456	25.756	33.816	164.3	20:44.569	
11	1:36.662	37.170	25.689	33.803	164.9	22:21.231	
12	1:36.453	37.033	25.682	33.738	165.3	23:57.684	
13	1:52.516	44.172	32.179	36.165	141.7	25:50.200	
14	1:38.047	37.235	25.626	35.186	162.6	27:28.247	
15	1:37.006	37.404	25.726	33.876	164.3	29:05.253	



## Euroformula Open

Circuito de Jerez

Free Practice 2

Classification

Nr.	Driver	Nat	Team	Car		Time	Lap	Total	Gap	Kph	
1	62 Ferdinand Habsburg	AUT	Drivex School	Dallara F312	RT/F3E	<b>1:37.968</b>	13	13	-	-	<b>162.7</b>
2	45 Harrison Scott	GBR	Teo Martin Motorsport	Dallara F312	RT	<b>1:38.010</b>	5	10	+0.042	+0.042	<b>162.6</b>
3	8 Leonardo Pulcini	ITA	Campos Racing	Dallara F312	F3E	<b>1:38.211</b>	12	12	+0.243	+0.201	<b>162.3</b>
4	3 Damiano Fioravanti	ITA	RP Motorsport	Dallara F312	F3E	<b>1:38.418</b>	9	13	+0.450	+0.207	<b>162.0</b>
5	91 Vassily Romanov	RUS	Drivex School	Dallara F312	RT	<b>1:38.462</b>	5	5	+0.494	+0.044	<b>161.9</b>
6	6 Julio Moreno	ECU	Campos Racing	Dallara F312	F3E	<b>1:38.483</b>	13	13	+0.515	+0.021	<b>161.9</b>
7	5 Tanart Sathienthirakul	THA	RP Motorsport	Dallara F312	F3E	<b>1:38.531</b>	11	14	+0.563	+0.048	<b>161.8</b>
8	7 Diego Menchaca	MEX	Campos Racing	Dallara F312	F3E	<b>1:38.563</b>	7	13	+0.595	+0.032	<b>161.7</b>
9	98 Colton Herta	USA	Carlin Motorsports	Dallara F312	RT/F3E	<b>1:38.698</b>	13	13	+0.730	+0.135	<b>161.5</b>
10	51 Aranya Vaidyanathan	IND	Carlin Motorsports	Dallara F312	RT/F3E	<b>1:38.732</b>	9	17	+0.764	+0.034	<b>161.5</b>
11	4 Tatiana Calderon	COL	RP Motorsport	Dallara F312	F3E	<b>1:39.202</b>	8	11	+1.234	+0.470	<b>160.7</b>
12	47 Keyvan Andres	DEU	Carlin Motorsports	Dallara F312	RT/F3E	<b>1:39.203</b>	10	17	+1.235	+0.001	<b>160.7</b>
13	1 Antoni Ptak	POL	RP Motorsport	Dallara F312	F3E	<b>1:39.613</b>	13	15	+1.645	+0.410	<b>160.0</b>
14	21 Ye Hongli	CHN	BVM Racing	Dallara F312	RT/F3E	<b>1:39.760</b>	10	13	+1.792	+0.147	<b>159.8</b>
15	9 Gulhuseyn Abdullayev	AZE	Campos Racing	Dallara F312	RT/F3E	<b>1:39.891</b>	10	11	+1.923	+0.131	<b>159.6</b>
16	72 Nikita Zlobin	RUS	Teo Martin Motorsport	Dallara F312	F3E	<b>1:39.948</b>	9	9	+1.980	+0.057	<b>159.5</b>
17	2 Kantadhee Kusiri	THA	RP Motorsport	Dallara F312	F3E	<b>1:39.986</b>	13	15	+2.018	+0.038	<b>159.4</b>
18	20 Daniil Pronenko	RUS	BVM Racing	Dallara F312	RT/F3E	<b>1:40.665</b>	11	12	+2.697	+0.679	<b>158.4</b>

<b>Fastest Lap</b>	Lap 13	Ferdinand Habsburg	<b>1:37.968</b>	162.7 Kph
--------------------	--------	--------------------	-----------------	-----------


Published at: .....

Track Status:

**DRY**

Race Director:

Timekeeper:




**Circuito de Jerez**  
Euroformula Open  
Free Practices

Classification

Nr	Driver	Nat	Team		Session 1		Session 2		Time	Gap
					Time	Lap	Time	Lap		
1	62 Ferdinand Habsburg	AUT	Drivex School	RT/F3E	<b>1:35.834</b>	10	1:37.968	13	<b>1:35.834</b>	
2	45 Harison Scott	GBR	Teo Martin Motorsport	RT	<b>1:36.286</b>	3	1:38.010	5	<b>1:36.286</b>	+0.452
3	98 Colton Herta	USA	Carlin Motorsports	RT/F3E	<b>1:36.453</b>	12	1:38.698	13	<b>1:36.453</b>	+0.619
4	47 Keyvan Andres	DEU	Carlin Motorsports	RT/F3E	<b>1:37.195</b>	11	1:39.203	10	<b>1:37.195</b>	+1.361
5	4 Tatiana Calderon	COL	RP Motorsport	F3E	<b>1:37.313</b>	12	1:39.202	8	<b>1:37.313</b>	+1.479
6	7 Diego Menchaca	MEX	Campos Racing	F3E	<b>1:37.451</b>	6	1:38.563	7	<b>1:37.451</b>	+1.617
7	20 Daniil Pronenko	RUS	BVM Racing	RT/F3E	<b>1:37.460</b>	9	1:40.665	11	<b>1:37.460</b>	+1.626
8	21 Ye Hongli	CHN	BVM Racing	RT/F3E	<b>1:37.501</b>	9	1:39.760	10	<b>1:37.501</b>	+1.667
9	72 Nikita Zlobin	RUS	Teo Martin Motorsport	F3E	<b>1:37.556</b>	10	1:39.948	9	<b>1:37.556</b>	+1.722
10	6 Julio Moreno	ECU	Campos Racing	F3E	<b>1:37.629</b>	11	1:38.483	13	<b>1:37.629</b>	+1.795
11	8 Leonardo Pulcini	ITA	Campos Racing	F3E	<b>1:37.725</b>	6	1:38.211	12	<b>1:37.725</b>	+1.891
12	3 Damiano Fioravanti	ITA	RP Motorsport	F3E	<b>1:37.776</b>	9	1:38.418	9	<b>1:37.776</b>	+1.942
13	1 Antoni Ptak	POL	RP Motorsport	F3E	<b>1:37.935</b>	12	1:39.613	13	<b>1:37.935</b>	+2.101
14	51 Ameya Vaidyanathan	IND	Carlin Motorsports	RT/F3E	<b>1:38.232</b>	13	1:38.732	9	<b>1:38.232</b>	+2.398
15	91 Vassiliy Romanov	RUS	Drivex School	RT			<b>1:38.462</b>	5	<b>1:38.462</b>	+2.628
16	9 Gulhuseyn Abdullayev	AZE	Campos Racing	RT/F3E	<b>1:38.511</b>	12	1:39.891	10	<b>1:38.511</b>	+2.677
17	5 Tanart Sathienthirakul	THA	RP Motorsport	F3E	1:39.123	14	<b>1:38.531</b>	11	<b>1:38.531</b>	+2.697
18	2 Kantadhee Kusiri	THA	RP Motorsport	F3E	<b>1:39.640</b>	13	1:39.986	13	<b>1:39.640</b>	+3.806

Published at: .....

<b>Stewards:</b>	<b>Timekeeper:</b>
------------------	--------------------




## Euroformula Open

Circuito de Jerez

Free Practice 2

Best Sector Times

SECTOR 1			SECTOR 2			SECTOR 3			Pos	Driver	Ideal Lap	Best Lap
Pos	Driver	Time	Driver	Time	Driver	Time						
1	45 H.Scott	37.523	62 F.Habsburg	26.036	45 H.Scott	34.171	1	62 F.Habsburg	1:37.886	1:37.968	(1)	
2	62 F.Habsburg	37.595	8 L.Pulcini	26.142	62 F.Habsburg	34.255	2	45 H.Scott	1:38.010	1:38.010	(2)	
3	8 L.Pulcini	37.652	5 T.Sathienthirakul	26.167	8 L.Pulcini	34.284	3	8 L.Pulcini	1:38.078	1:38.211	(3)	
4	91 V.Romanov	37.739	3 D.Fioravanti	26.168	91 V.Romanov	34.317	4	91 V.Romanov	1:38.231	1:38.462	(5)	
5	7 D.Menchaca	37.752	91 V.Romanov	26.175	6 J.Moreno	34.359	5	3 D.Fioravanti	1:38.360	1:38.418	(4)	
6	3 D.Fioravanti	37.813	51 A.Vaidyanathan	26.189	3 D.Fioravanti	34.379	6	6 J.Moreno	1:38.479	1:38.483	(6)	
7	6 J.Moreno	37.857	6 J.Moreno	26.263	5 T.Sathienthirakul	34.407	7	7 D.Menchaca	1:38.511	1:38.563	(8)	
8	51 A.Vaidyanathan	37.895	98 C.Herta	26.270	51 A.Vaidyanathan	34.433	8	51 A.Vaidyanathan	1:38.517	1:38.732	(10)	
9	5 T.Sathienthirakul	37.957	7 D.Menchaca	26.307	98 C.Herta	34.436	9	5 T.Sathienthirakul	1:38.531	1:38.531	(7)	
10	98 C.Herta	37.972	45 H.Scott	26.316	7 D.Menchaca	34.452	10	98 C.Herta	1:38.678	1:38.698	(9)	
11	4 T.Calderon	38.038	1 A.Ptak	26.467	47 K.Andres	34.515	11	47 K.Andres	1:39.065	1:39.203	(12)	
12	47 K.Andres	38.079	47 K.Andres	26.471	4 T.Calderon	34.672	12	4 T.Calderon	1:39.202	1:39.202	(11)	
13	1 A.Ptak	38.103	4 T.Calderon	26.492	21 Y.Hongli	34.838	13	1 A.Ptak	1:39.458	1:39.613	(13)	
14	21 Y.Hongli	38.177	2 K.Kusiri	26.602	9 G.Abdullayev	34.850	14	21 Y.Hongli	1:39.628	1:39.760	(14)	
15	72 N.Zlobin	38.380	9 G.Abdullayev	26.606	72 N.Zlobin	34.871	15	9 G.Abdullayev	1:39.838	1:39.891	(15)	
16	9 G.Abdullayev	38.382	21 Y.Hongli	26.613	1 A.Ptak	34.888	16	2 K.Kusiri	1:39.920	1:39.986	(17)	
17	2 K.Kusiri	38.386	72 N.Zlobin	26.697	2 K.Kusiri	34.932	17	72 N.Zlobin	1:39.948	1:39.948	(16)	
18	20 D.Pronenko	38.489	20 D.Pronenko	26.901	20 D.Pronenko	35.034	18	20 D.Pronenko	1:40.424	1:40.665	(18)	




## Euroformula Open

Circuito de Jerez

Free Practice 2

Fastest Lap Sequence

Practice Time	Driver	Team	Car	Class	Time	Kph	Lap
6:14.863	<b>20 Daniil Prosenko</b>	BVM Racing	Dallara F312	RT/F3E	<b>1:46.744</b>	149.3	2
6:18.715	<b>3 Damiano Fioravanti</b>	RP Motorsport	Dallara F312	F3E	<b>1:39.828</b>	159.7	2
6:41.253	<b>45 Harison Scott</b>	Teo Martin Motorsport	Dallara F312	RT	<b>1:38.838</b>	161.3	3
8:19.653	<b>45 Harison Scott</b>	Teo Martin Motorsport	Dallara F312	RT	<b>1:38.400</b>	162.0	4
9:57.663	<b>45 Harison Scott</b>	Teo Martin Motorsport	Dallara F312	RT	<b>1:38.010</b>	162.6	5
28:28.686	<b>62 Ferdinand Habsburg</b>	Drivex School	Dallara F312	RT/F3E	<b>1:37.983</b>	162.7	12
30:06.654	<b>62 Ferdinand Habsburg</b>	Drivex School	Dallara F312	RT/F3E	<b>1:37.968</b>	162.7	13



## Euroformula Open


### Circuito de Jerez

### Free Practice 2

### Analysis

■ Personal Best   
 ■ Session Best   
 ■ Crossing the finish line in pit lane


Lap	Time	Sector 1	Sector 2	Sector 3	Kph	Elapsed	Lap	Time	Sector 1	Sector 2	Sector 3	Kph	Elapsed	
<b>1</b>	<b>Antoni Ptak</b> POL							2	1:50.003	44.419	28.910	36.674	144.9	5:13.329
	RP Motorsport Dallara F312							3	1:44.352	39.769	28.017	36.566	152.8	6:57.681
1	3:19.118 <b>B</b>	1:38.033	30.914	1:10.171	80.1	3:19.118	4	1:47.044	39.677	28.219	39.148	148.9	8:44.725	
2	1:48.588	43.133	28.555	36.900	146.8	5:07.706	5	5:36.698 <b>B</b>	41.643	32.114	4:22.941	47.3	14:21.423	
3	1:47.852	41.949	28.715	37.188	147.8	6:55.558	6	1:48.773	45.792	27.326	35.655	146.6	16:10.196	
4	1:45.237	40.047	28.592	36.598	151.5	8:40.795	7	1:39.545	38.237	26.618	34.690	160.1	17:49.741	
5	5:31.274 <b>B</b>	39.161	28.242	4:23.871	48.1	14:12.069	8	1:39.202	38.038	26.492	34.672	160.7	19:28.943	
6	1:48.199	45.417	27.228	35.554	147.3	16:00.268	9	1:39.671	38.089	26.721	34.861	159.9	21:08.614	
7	1:40.511	38.519	26.851	35.141	158.6	17:40.779	10	6:55.414 <b>B</b>	41.063	30.475	5:43.876	38.4	28:04.028	
8	1:39.992	38.231	26.557	35.204	159.4	19:20.771	11	1:57.426	52.944	28.506	35.976	135.8	30:01.454	
9	1:39.765	38.117	26.467	35.181	159.8	21:00.536								
10	1:39.908	38.300	26.716	34.892	159.6	22:40.444								
11	1:40.063	38.288	26.674	35.101	159.3	24:20.507								
12	1:39.765	38.366	26.511	34.888	159.8	26:00.272								
13	1:39.613	38.103	26.612	34.898	160.0	27:39.885								
14	1:42.953	38.337	26.554	38.062	154.8	29:22.838								
15	1:41.032	38.915	26.658	35.459	157.8	31:03.870								
<b>2</b>	<b>Kantadhee Kusiri</b> THA							<b>5</b>	<b>Tanart Sathienthirakul</b> THA					
	RP Motorsport Dallara F312								RP Motorsport Dallara F312					
1	3:24.780 <b>B</b>	1:40.973	33.167	1:10.640	77.8	3:24.780	1	3:21.273 <b>B</b>	1:38.627	33.930	1:08.716	79.2	3:21.273	
2	1:50.272	44.125	28.814	37.333	144.6	5:15.052	2	1:47.617	41.858	28.547	37.212	148.1	5:08.890	
3	1:45.639	41.295	27.883	36.461	150.9	7:00.691	3	1:40.643	38.779	26.759	35.105	158.4	6:49.533	
4	1:42.054	39.027	27.328	35.699	156.2	8:42.745	4	1:40.093	38.498	26.636	34.959	159.3	8:29.626	
5	1:45.319	38.859	27.763	38.697	151.4	10:28.064	5	1:39.856	38.256	26.629	34.971	159.6	10:09.482	
6	1:42.472	38.905	27.265	36.302	155.6	12:10.536	6	1:39.960	38.345	26.522	35.093	159.5	11:49.442	
7	1:41.422	38.844	27.072	35.506	157.2	13:51.958	7	1:45.036	40.545	29.274	35.217	151.8	13:34.478	
8	1:41.770	38.946	27.206	35.618	156.6	15:33.728	8	5:12.939 <b>B</b>	38.523	27.494	4:06.922	50.9	18:47.417	
9	4:35.888 <b>B</b>	39.100	27.144	3:29.644	57.8	20:09.616	9	1:53.307	50.033	28.019	35.255	140.7	20:40.724	
10	1:51.672	46.314	28.373	36.985	142.7	22:01.288	10	1:39.048	38.119	26.418	34.511	160.9	22:19.772	
11	1:40.834	38.774	27.011	35.049	158.1	23:42.122	11	1:38.531	37.957	26.167	34.407	161.8	23:58.303	
12	1:40.165	38.425	26.602	35.138	159.1	25:22.287	12	1:38.886	38.031	26.275	34.580	161.2	25:37.189	
13	1:39.986	38.386	26.668	34.932	159.4	27:02.273	13	1:43.461	37.985	28.822	36.654	154.1	27:20.650	
14	1:40.199	38.576	26.623	35.000	159.1	28:42.472	14	1:39.189	38.133	26.350	34.706	160.7	28:59.839	
15	1:41.002	38.620	26.898	35.484	157.8	30:23.474								
<b>3</b>	<b>Damiano Fioravanti</b> ITA							<b>6</b>	<b>Julio Moreno</b> ECU					
	RP Motorsport Dallara F312								Campos Racing Dallara F312					
1	4:38.887	3:35.589	27.907	35.391	57.2	4:38.887	1	5:27.896	4:23.269	28.655	35.972	48.6	5:27.896	
2	1:39.828	38.456	26.682	34.690	159.7	6:18.715	2	1:49.836	43.326	28.941	37.569	145.1	7:17.732	
3	1:39.802	38.434	26.656	34.712	159.7	7:58.517	3	1:39.982	38.475	26.770	34.737	159.4	8:57.714	
4	1:39.310	38.203	26.410	34.697	160.5	9:37.827	4	1:43.418	38.345	29.004	36.069	154.1	10:41.132	
5	1:39.331	38.081	26.540	34.710	160.5	11:17.158	5	1:39.694	38.104	26.730	34.860	159.9	12:20.826	
6	1:39.329	38.072	26.640	34.617	160.5	12:56.487	6	1:39.776	38.413	26.529	34.834	159.8	14:00.602	
7	6:14.648 <b>B</b>	38.465	27.241	5:08.942	42.5	19:11.135	7	1:39.704	38.111	26.574	35.019	159.9	15:40.306	
8	1:52.092	46.365	30.365	35.362	142.2	21:03.227	8	6:00.919 <b>B</b>	38.204	26.681	4:56.034	44.2	21:41.225	
9	1:38.418	37.871	26.168	34.379	162.0	22:41.645	9	1:55.514	48.852	30.137	36.525	138.0	23:36.739	
10	1:42.754	39.401	28.387	34.966	155.1	24:24.399	10	1:39.510	38.189	26.562	34.759	160.2	25:16.249	
11	1:38.566	37.908	26.215	34.443	161.7	26:02.965	11	1:38.937	37.857	26.443	34.637	161.1	26:55.186	
12	1:39.008	37.864	26.531	34.613	161.0	27:41.973	12	1:38.650	37.881	26.340	34.429	161.6	28:33.836	
13	1:38.786	37.813	26.246	34.727	161.4	29:20.759	13	1:38.483	37.861	26.263	34.359	161.9	30:12.319	
<b>4</b>	<b>Tatiana Calderon</b> COL							<b>7</b>	<b>Diego Menchaca</b> MEX					
	RP Motorsport Dallara F312								Campos Racing Dallara F312					
1	3:23.326 <b>B</b>	1:37.866	33.787	1:11.673	78.4	3:23.326	1	4:58.821	3:54.823	28.181	35.817	53.3	4:58.821	
							2	1:49.560	39.769	31.480	38.311	145.5	6:48.381	
							3	1:47.036	43.820	28.542	34.674	148.9	8:35.417	
							4	1:39.136	38.061	26.489	34.586	160.8	10:14.553	
							5	1:38.863	37.752	26.459	34.652	161.2	11:53.416	
							6	1:38.933	37.988	26.453	34.492	161.1	13:32.349	
							7	1:38.563	37.804	26.307	34.452	161.7	15:10.912	
							8	5:53.802 <b>B</b>	38.408	26.419	4:48.975	45.1	21:04.714	
							9	1:46.751	44.925	26.967	34.859	149.3	22:51.465	
							10	1:39.175	38.157	26.385	34.633	160.7	24:30.640	



**Euroformula Open**  
Circuito de Jerez  
Free Practice 2

Analysis

Lap	Time	Sector 1	Sector 2	Sector 3	Kph	Elapsed	Lap	Time	Sector 1	Sector 2	Sector 3	Kph	Elapsed
11	1:39.166	38.012	26.455	34.699	160.7	26:09.806	7	1:45.966	43.588	27.003	35.375	150.4	20:23.944
12	1:39.078	38.023	26.332	34.723	160.9	27:48.884	8	1:40.058	38.382	26.758	34.918	159.3	22:04.002
13	1:55.008 <b>B</b>	37.937	26.392	50.679	138.6	29:43.892	9	1:39.786	38.282	26.666	<b>34.838</b>	159.7	23:43.788
<b>8</b>	<b>Leonardo Pulcini</b> ITA Campos Racing Dallara F312						10	<b>1:39.760</b>	<b>38.177</b>	<b>26.613</b>	34.970	159.8	25:23.548
1	6:40.149 <b>B</b>	4:15.327	27.724	1:57.098	39.8	6:40.149	11	1:40.097	38.210	26.713	35.174	159.3	27:03.645
2	1:44.520	40.641	26.701	37.178	152.5	8:24.669	12	1:39.811	38.177	26.619	35.015	159.7	28:43.456
3	1:38.953	38.012	26.531	34.410	161.1	10:03.622	13	1:40.452	38.450	26.775	35.227	158.7	30:23.908
4	1:38.575	37.892	26.379	34.304	161.7	11:42.197	<b>45</b>	<b>Harison Scott</b> GBR Teo Martin Motorsport Dallara F312					
5	1:38.771	37.895	26.338	34.538	161.4	13:20.968	1	3:11.950 <b>B</b>	1:29.289	36.075	1:06.586	83.0	3:11.950
6	1:38.512	37.857	26.343	34.312	161.8	14:59.480	2	1:50.465	44.501	29.047	36.917	144.3	5:02.415
7	8:09.929 <b>B</b>	37.859	26.248	7:05.822	32.5	23:09.409	3	1:38.838	37.757	26.636	34.445	161.3	6:41.253
8	1:44.778	42.564	27.503	34.711	152.1	24:54.187	4	1:38.400	37.831	26.365	34.204	162.0	8:19.653
9	1:38.345	37.852	26.209	<b>34.284</b>	162.1	26:32.532	5	<b>1:38.010</b>	<b>37.523</b>	<b>26.316</b>	<b>34.171</b>	162.6	9:57.663
10	1:38.438	<b>37.652</b>	26.158	34.628	161.9	28:10.970	6	8:06.639 <b>B</b>	38.133	27.283	7:01.223	32.8	18:04.302
11	1:46.599	43.988	26.992	35.619	149.5	29:57.569	7	2:03.221	53.898	33.004	36.319	129.4	20:07.523
12	<b>1:38.211</b>	37.766	<b>26.142</b>	34.303	162.3	31:35.780	8	1:39.119	38.043	26.526	34.550	160.8	21:46.642
<b>9</b>	<b>Gulhuseyn Abdullayev</b> AZE Campos Racing Dallara F312						9	1:38.913	37.992	26.479	34.442	161.2	23:25.555
1	5:12.330 <b>B</b>	3:24.342	28.440	1:19.548	51.0	5:12.330	10	1:38.794	37.899	26.418	34.477	161.4	25:04.349
2	1:50.073	45.033	28.468	36.572	144.8	7:02.403	<b>47</b>	<b>Keyvan Andres</b> DEU Carlin Motorsports Dallara F312					
3	1:41.658	39.364	26.934	35.360	156.8	8:44.061	1	3:03.650 <b>B</b>	1:26.891	37.529	59.230	86.8	3:03.650
4	1:41.409	38.739	27.278	35.392	157.2	10:25.470	2	1:52.844	45.471	30.087	37.286	141.3	4:56.494
5	1:40.957	38.747	26.870	35.340	157.9	12:06.427	3	2:13.636 <b>B</b>	40.857	32.031	1:00.748	119.3	7:10.130
6	1:40.205	38.504	26.673	35.028	159.1	13:46.632	4	2:03.640	1:00.527	27.632	35.481	128.9	9:13.770
7	9:38.057 <b>B</b>	38.552	26.793	8:32.712	27.6	23:24.689	5	1:39.913	38.387	26.836	34.690	159.5	10:53.683
8	1:52.716	45.947	29.903	36.866	141.4	25:17.405	6	1:39.529	38.193	26.622	34.714	160.2	12:33.212
9	1:40.305	38.666	26.637	35.002	158.9	26:57.710	7	1:39.472	38.097	26.770	34.605	160.3	14:12.684
10	<b>1:39.891</b>	<b>38.382</b>	<b>26.606</b>	34.903	159.6	28:37.601	8	1:39.248	38.187	26.546	<b>34.515</b>	160.6	15:51.932
11	1:39.895	38.426	26.619	<b>34.850</b>	159.6	30:17.496	9	1:39.475	38.137	26.616	34.722	160.2	17:31.407
<b>20</b>	<b>Daniil Pronenko</b> RUS BVM Racing Dallara F312						10	<b>1:39.203</b>	38.160	<b>26.471</b>	34.572	160.7	19:10.610
1	4:28.119	3:20.070	30.283	37.766	59.5	4:28.119	11	1:39.783	38.161	26.612	35.010	159.8	20:50.393
2	1:46.744	40.745	29.216	36.783	149.3	6:14.863	12	1:39.837	38.180	26.677	34.980	159.7	22:30.230
3	1:47.568	41.896	29.409	36.263	148.2	8:02.431	13	1:39.487	<b>38.079</b>	26.689	34.719	160.2	24:09.717
4	1:46.185	41.509	28.464	36.212	150.1	9:48.616	14	1:39.458	38.142	26.530	34.786	160.3	25:49.175
5	7:29.686 <b>B</b>	38.602	27.627	6:23.457	35.4	17:18.302	15	1:39.395	38.101	26.590	34.704	160.4	27:28.570
6	1:48.260	44.344	26.922	36.994	147.2	19:06.562	16	1:39.614	38.192	26.513	34.909	160.0	29:08.184
7	1:41.850	38.754	<b>26.901</b>	36.195	156.5	20:48.412	17	1:39.517	38.213	26.527	34.777	160.2	30:47.701
8	2:01.041	38.669	27.022	55.350	131.7	22:49.453	<b>51</b>	<b>Ameya Vaidyanathan</b> IND Carlin Motorsports Dallara F312					
9	1:43.594	41.093	26.999	35.502	153.9	24:33.047	1	3:02.232 <b>B</b>	1:25.899	36.967	59.366	87.5	3:02.232
10	1:40.695	38.615	27.046	<b>35.034</b>	158.3	26:13.742	2	2:24.203 <b>B</b>	45.125	28.921	1:10.157	110.5	5:26.435
11	<b>1:40.665</b>	<b>38.489</b>	26.909	35.267	158.4	27:54.407	3	1:43.743	42.547	26.750	34.446	153.7	7:10.178
12	1:40.955	38.561	27.053	35.341	157.9	29:35.362	4	1:38.781	<b>37.895</b>	26.347	34.539	161.4	8:48.959
<b>21</b>	<b>Ye Hongli</b> CHN BVM Racing Dallara F312						5	1:39.872	37.965	27.059	34.848	159.6	10:28.831
1	3:27.313 <b>B</b>	1:44.673	31.266	1:11.374	76.9	3:27.313	6	1:45.078	38.658	27.742	38.678	151.7	12:13.909
2	1:48.168	42.281	28.749	37.138	147.4	5:15.481	7	1:39.299	38.190	26.456	34.653	160.5	13:53.208
3	1:43.589	39.895	27.598	36.096	153.9	6:59.070	8	1:45.321	38.151	27.313	39.857	151.4	15:38.529
4	1:42.735	38.811	28.043	35.881	155.2	8:41.805	9	<b>1:38.732</b>	37.989	26.278	34.465	161.5	17:17.261
5	1:42.472	39.250	27.680	35.542	155.6	10:24.277	10	1:38.841	38.119	26.289	<b>34.433</b>	161.3	18:56.102
6	8:13.701 <b>B</b>	38.461	29.585	7:05.655	32.3	18:37.978	11	1:38.787	38.047	26.303	34.437	161.4	20:34.889
							12	1:39.088	38.304	26.251	34.533	160.9	22:13.977
							13	1:38.738	38.097	<b>26.189</b>	34.452	161.4	23:52.715



## Euroformula Open

### Circuito de Jerez

### Free Practice 2

### Analysis

Lap	Time	Sector 1	Sector 2	Sector 3	Kph	Elapsed	Lap	Time	Sector 1	Sector 2	Sector 3	Kph	Elapsed
14	1:38.773	38.014	26.193	34.566	161.4	25:31.488							
15	1:38.981	38.056	26.350	34.575	161.0	27:10.469							
16	1:39.284	38.105	26.411	34.768	160.6	28:49.753							
17	1:38.914	38.128	26.194	34.592	161.2	30:28.667							


■ Personal Best   
 ■ Session Best   
 B Crossing the finish line in pit lane

62 Ferdinand Habsburg							AUT
Drivex School							Dallara F312
1	4:58.475 <b>B</b>	3:34.191	27.959	56.325	53.4	4:58.475	
2	1:56.235	51.134	26.569	38.532	137.1	6:54.710	
3	1:39.383	38.129	26.615	34.639	160.4	8:34.093	
4	1:38.892	37.939	26.336	34.617	161.2	10:12.985	
5	1:38.854	37.878	26.384	34.592	161.3	11:51.839	
6	1:38.808	37.935	26.341	34.532	161.3	13:30.647	
7	6:28.343 <b>B</b>	37.982	26.391	5:23.970	41.0	19:58.990	
8	1:56.129	45.011	30.514	40.604	137.3	21:55.119	
9	1:39.034	37.991	26.545	34.498	161.0	23:34.153	
10	1:38.373	37.782	26.319	34.272	162.0	25:12.526	
11	1:38.177	37.782	26.111	34.284	162.4	26:50.703	
12	1:37.983	37.595	26.104	34.284	162.7	28:28.686	
13	1:37.968	37.677	26.036	34.255	162.7	30:06.654	

72 Nikita Zlobin							RUS
Teo Martin Motorsport							Dallara F312
1	3:13.213 <b>B</b>	1:30.764	35.568	1:06.881	82.5	3:13.213	
2	1:50.442	44.685	28.641	37.116	144.3	5:03.655	
3	1:43.211	39.634	27.654	35.923	154.4	6:46.866	
4	1:42.099	38.679	27.005	36.415	156.1	8:28.965	
5	8:44.315 <b>B</b>	49.630	36.584	7:18.101	30.4	17:13.280	
6	2:22.353 <b>B</b>	1:01.591	28.605	52.157	112.0	19:35.633	
7	1:57.314	52.501	28.550	36.263	135.9	21:32.947	
8	1:43.189	39.653	27.865	35.671	154.5	23:16.136	
9	1:39.948	38.380	26.697	34.871	159.5	24:56.084	

91 Vassiliy Romanov							RUS
Drivex School							Dallara F312
1	15:41.724	...	27.983	46.201	16.9	15:41.724	
2	1:45.350	39.294	31.484	34.572	151.3	17:27.074	
3	1:38.748	38.125	26.306	34.317	161.4	19:05.822	
4	1:38.585	37.839	26.359	34.387	161.7	20:44.407	
5	1:38.462	37.739	26.175	34.548	161.9	22:22.869	

98 Colton Herta							USA
Carlin Motorsports							Dallara F312
1	2:59.171 <b>B</b>	1:23.510	37.923	57.738	89.0	2:59.171	
2	1:53.665	45.940	29.518	38.207	140.2	4:52.836	
3	9:58.905 <b>B</b>	41.528	29.461	8:47.916	26.6	14:51.741	
4	1:51.644	49.818	27.002	34.824	142.8	16:43.385	
5	1:39.757	38.178	26.712	34.867	159.8	18:23.142	
6	1:39.367	38.181	26.569	34.617	160.4	20:02.509	
7	1:39.619	38.094	26.656	34.869	160.0	21:42.128	
8	1:39.533	38.090	26.823	34.620	160.2	23:21.661	
9	1:39.780	38.257	26.534	34.989	159.8	25:01.441	
10	1:40.031	38.471	26.638	34.922	159.4	26:41.472	
11	1:38.813	38.024	26.276	34.513	161.3	28:20.285	
12	1:39.049	37.972	26.580	34.497	160.9	29:59.334	
13	1:38.698	37.992	26.270	34.436	161.5	31:38.032	



## Euroformula Open

Circuito de Jerez

Free Practice 3

### Classification

Nr.	Driver	Nat	Team	Car	Time	Lap	Total	Gap	Kph
1	62 Ferdinand Habsburg	AUT	Drivex School	Dallara F312	RT/F3E	3	13	-	162.8
2	98 Colton Herta	USA	Carlin Motorsports	Dallara F312	RT/F3E	9	10	+0.472	162.0
3	8 Leonardo Pulcini	ITA	Campos Racing	Dallara F312	F3E	4	12	+0.528	161.9
4	91 Vassiliy Romanov	RUS	Drivex School	Dallara F312	RT	4	5	+0.599	161.8
5	6 Julio Moreno	ECU	Campos Racing	Dallara F312	F3E	3	11	+0.679	161.7
6	7 Diego Menchaca	MEX	Campos Racing	Dallara F312	F3E	9	12	+0.727	161.6
7	4 Tatiana Calderon	COL	RP Motorsport	Dallara F312	F3E	9	9	+0.938	161.3
8	21 Ye Hongli	CHN	BVM Racing	Dallara F312	RT/F3E	9	12	+1.034	161.1
9	51 Aranya Vaidyanathan	IND	Carlin Motorsports	Dallara F312	RT/F3E	5	9	+1.040	161.1
10	3 Damiano Fioravanti	ITA	RP Motorsport	Dallara F312	F3E	4	10	+1.080	161.0
11	47 Keyvan Andres	DEU	Carlin Motorsports	Dallara F312	RT/F3E	11	13	+1.243	160.8
12	45 Harison Scott	GBR	Teo Martin Motorsport	Dallara F312	RT	8	13	+1.315	160.6
13	1 Antoni Ptak	POL	RP Motorsport	Dallara F312	F3E	8	9	+1.661	160.1
14	20 Daniil Pronenko	RUS	BVM Racing	Dallara F312	RT/F3E	7	11	+1.666	160.1
15	72 Nikita Zlobin	RUS	Teo Martin Motorsport	Dallara F312	F3E	3	13	+1.718	160.0
16	5 Tanart Sathienthirakul	THA	RP Motorsport	Dallara F312	F3E	8	9	+1.803	159.9
17	9 Gulhuseyn Abdullayev	AZE	Campos Racing	Dallara F312	RT/F3E	4	11	+2.222	159.2
18	2 Kantadhee Kusiri	THA	RP Motorsport	Dallara F312	F3E	4	10	+3.178	157.7

<b>Fastest Lap</b>	Lap 3	Ferdinand Habsburg	1:37.919	162.8 Kph
--------------------	-------	--------------------	----------	-----------


Published at: .....

Track Status:

**DRY**

Race Director:

Timekeeper:




**Circuito de Jerez**  
Euroformula Open  
Free Practices

Classification

Nr	Driver	Nat	Team		Session 1		Session 2		Session 3		Time	Gap
					Time	Lap	Time	Lap	Time	Lap		
1	62 Ferdinand Habsburg	AUT	Drivex School	RT/F3E	<b>1:35.834</b>	10	1:37.968	13	1:37.919	3	<b>1:35.834</b>	
2	45 Harison Scott	GBR	Teo Martin Motorsport	RT	<b>1:36.286</b>	3	1:38.010	5	1:39.234	8	<b>1:36.286</b>	+0.452
3	98 Colton Herta	USA	Carlin Motorsports	RT/F3E	<b>1:36.453</b>	12	1:38.698	13	1:38.391	9	<b>1:36.453</b>	+0.619
4	47 Keyvan Andres	DEU	Carlin Motorsports	RT/F3E	<b>1:37.195</b>	11	1:39.203	10	1:39.162	11	<b>1:37.195</b>	+1.361
5	4 Tatiana Calderon	COL	RP Motorsport	F3E	<b>1:37.313</b>	12	1:39.202	8	1:38.857	9	<b>1:37.313</b>	+1.479
6	7 Diego Menchaca	MEX	Campos Racing	F3E	<b>1:37.451</b>	6	1:38.563	7	1:38.646	9	<b>1:37.451</b>	+1.617
7	20 Daniil Pronenko	RUS	BVM Racing	RT/F3E	<b>1:37.460</b>	9	1:40.665	11	1:39.585	7	<b>1:37.460</b>	+1.626
8	21 Ye Hongli	CHN	BVM Racing	RT/F3E	<b>1:37.501</b>	9	1:39.760	10	1:38.953	9	<b>1:37.501</b>	+1.667
9	72 Nikita Zlobin	RUS	Teo Martin Motorsport	F3E	<b>1:37.556</b>	10	1:39.948	9	1:39.637	3	<b>1:37.556</b>	+1.722
10	6 Julio Moreno	ECU	Campos Racing	F3E	<b>1:37.629</b>	11	1:38.483	13	1:38.598	3	<b>1:37.629</b>	+1.795
11	8 Leonardo Pulcini	ITA	Campos Racing	F3E	<b>1:37.725</b>	6	1:38.211	12	1:38.447	4	<b>1:37.725</b>	+1.891
12	3 Damiano Fioravanti	ITA	RP Motorsport	F3E	<b>1:37.776</b>	9	1:38.418	9	1:38.999	4	<b>1:37.776</b>	+1.942
13	1 Antoni Ptak	POL	RP Motorsport	F3E	<b>1:37.935</b>	12	1:39.613	13	1:39.580	8	<b>1:37.935</b>	+2.101
14	51 Ameya Vaidyanathan	IND	Carlin Motorsports	RT/F3E	<b>1:38.232</b>	13	1:38.732	9	1:38.959	5	<b>1:38.232</b>	+2.398
15	91 Vassiliy Romanov	RUS	Drivex School	RT			<b>1:38.462</b>	5	1:38.518	4	<b>1:38.462</b>	+2.628
16	9 Gulhuseyn Abdullayev	AZE	Campos Racing	RT/F3E	<b>1:38.511</b>	12	1:39.891	10	1:40.141	4	<b>1:38.511</b>	+2.677
17	5 Tanart Sathienthirakul	THA	RP Motorsport	F3E	1:39.123	14	<b>1:38.531</b>	11	1:39.722	8	<b>1:38.531</b>	+2.697
18	2 Kantadhee Kusiri	THA	RP Motorsport	F3E	<b>1:39.640</b>	13	1:39.986	13	1:41.097	4	<b>1:39.640</b>	+3.806

Published at: .....

<b>Stewards:</b>	<b>Timekeeper:</b>
------------------	--------------------




## Euroformula Open

Circuito de Jerez

Free Practice 3

Best Sector Times

SECTOR 1			SECTOR 2			SECTOR 3			Pos	Driver	Ideal Lap	Best Lap
Pos	Driver	Time	Driver	Time	Driver	Time						
1	62 F.Habsburg	37.521	98 C.Herta	25.969	62 F.Habsburg	34.246	1	62 F.Habsburg	1:37.846	1:37.919	(1)	
2	8 L.Pulcini	37.687	62 F.Habsburg	26.079	98 C.Herta	34.319	2	98 C.Herta	1:38.054	1:38.391	(2)	
3	91 V.Romanov	37.733	91 V.Romanov	26.155	7 D.Menchaca	34.374	3	91 V.Romanov	1:38.396	1:38.518	(4)	
4	6 J.Moreno	37.746	7 D.Menchaca	26.255	6 J.Moreno	34.433	4	8 L.Pulcini	1:38.426	1:38.447	(3)	
5	98 C.Herta	37.766	8 L.Pulcini	26.270	51 A.Vaidyanathan	34.463	5	6 J.Moreno	1:38.464	1:38.598	(5)	
6	21 Y.Hongli	37.843	6 J.Moreno	26.285	8 L.Pulcini	34.469	6	7 D.Menchaca	1:38.585	1:38.646	(6)	
7	4 T.Calderon	37.878	4 T.Calderon	26.345	91 V.Romanov	34.508	7	21 Y.Hongli	1:38.766	1:38.953	(8)	
8	3 D.Fioravanti	37.883	21 Y.Hongli	26.408	21 Y.Hongli	34.515	8	4 T.Calderon	1:38.771	1:38.857	(7)	
9	7 D.Menchaca	37.956	3 D.Fioravanti	26.423	72 N.Zlobin	34.536	9	3 D.Fioravanti	1:38.915	1:38.999	(10)	
10	47 K.Andres	37.961	1 A.Ptak	26.436	4 T.Calderon	34.548	10	51 A.Vaidyanathan	1:38.959	1:38.959	(9)	
11	45 H.Scott	38.030	51 A.Vaidyanathan	26.436	45 H.Scott	34.569	11	47 K.Andres	1:39.082	1:39.162	(11)	
12	51 A.Vaidyanathan	38.060	47 K.Andres	26.450	3 D.Fioravanti	34.609	12	45 H.Scott	1:39.157	1:39.234	(12)	
13	20 D.Pronenko	38.124	20 D.Pronenko	26.557	47 K.Andres	34.671	13	20 D.Pronenko	1:39.381	1:39.585	(14)	
14	1 A.Ptak	38.219	45 H.Scott	26.558	20 D.Pronenko	34.700	14	72 N.Zlobin	1:39.390	1:39.637	(15)	
15	72 N.Zlobin	38.220	5 T.Sathienthirakul	26.603	5 T.Sathienthirakul	34.744	15	1 A.Ptak	1:39.549	1:39.580	(13)	
16	5 T.Sathienthirakul	38.264	72 N.Zlobin	26.634	1 A.Ptak	34.894	16	5 T.Sathienthirakul	1:39.611	1:39.722	(16)	
17	9 G.Abdullayev	38.347	9 G.Abdullayev	26.677	9 G.Abdullayev	35.011	17	9 G.Abdullayev	1:40.035	1:40.141	(17)	
18	2 K.Kusiri	38.781	2 K.Kusiri	26.806	2 K.Kusiri	35.341	18	2 K.Kusiri	1:40.928	1:41.097	(18)	




## Euroformula Open

Circuito de Jerez

Free Practice 3

Fastest Lap Sequence

Practice Time	Driver	Team	Car	Class	Time	Kph	Lap
3:50.545	51 Ameya Vaidyanathan	Carlin Motorsports	Dallara F312	RT/F3E	<b>1:40.266</b>	159.0	2
3:51.620	21 Ye Hongli	BVM Racing	Dallara F312	RT/F3E	<b>1:39.582</b>	160.1	2
5:29.688	51 Ameya Vaidyanathan	Carlin Motorsports	Dallara F312	RT/F3E	<b>1:39.143</b>	160.8	3
5:30.751	21 Ye Hongli	BVM Racing	Dallara F312	RT/F3E	<b>1:39.131</b>	160.8	3
5:43.578	8 Leonardo Pulcini	Campos Racing	Dallara F312	F3E	<b>1:38.956</b>	161.1	3
6:04.093	6 Julio Moreno	Campos Racing	Dallara F312	F3E	<b>1:38.598</b>	161.7	3
6:22.844	62 Ferdinand Habsburg	Drivex School	Dallara F312	RT/F3E	<b>1:37.919</b>	162.8	3



## Euroformula Open


### Circuito de Jerez

### Free Practice 3

### Analysis

■ Personal Best   
 ■ Session Best   
 ■ B Crossing the finish line in pit lane

Lap	Time	Sector 1	Sector 2	Sector 3	Kph	Elapsed	Lap	Time	Sector 1	Sector 2	Sector 3	Kph	Elapsed	
<b>1</b>	<b>Antoni Ptak</b> POL							4	1:58.466	56.153	27.218	35.095	134.6	12:02.688
	RP Motorsport Dallara F312							5	1:39.843	38.267	26.651	34.925	159.7	13:42.531
1	5:50.468 <b>B</b>	4:19.641	29.240	1:01.587	45.5	5:50.468	6	4:56.235 <b>B</b>	<b>38.264</b>	26.694	3:51.277	53.8	18:38.766	
2	2:23.429 <b>B</b>	54.049	29.313	1:00.067	111.1	8:13.897	7	1:49.993	44.733	29.689	35.571	144.9	20:28.759	
3	1:54.008	51.785	27.006	35.217	139.8	10:07.905	8	<b>1:39.722</b>	38.350	26.628	<b>34.744</b>	159.9	22:08.481	
4	1:40.321	38.489	26.859	34.973	158.9	11:48.226	9	1:40.027	38.278	<b>26.603</b>	35.146	159.4	23:48.508	
5	4:35.589 <b>B</b>	38.660	27.167	3:29.762	57.8	16:23.815								
6	1:47.357	45.289	27.000	35.068	148.5	18:11.172								
7	1:40.236	38.391	26.917	34.928	159.0	19:51.408								
8	<b>1:39.580</b>	38.250	<b>26.436</b>	<b>34.894</b>	160.1	21:30.988								
9	1:39.851	<b>38.219</b>	26.644	34.988	159.6	23:10.839								
<b>2</b>	<b>Kantadhee Kusiri</b> THA							<b>6</b>	<b>Julio Moreno</b> ECU					
	RP Motorsport Dallara F312							Campos Racing Dallara F312						
1	5:25.024 <b>B</b>	3:58.649	28.278	58.097	49.0	5:25.024	1	2:38.909 <b>B</b>	53.427	27.546	1:17.936	100.3	2:38.909	
2	2:11.153 <b>B</b>	49.004	27.229	54.920	121.5	7:36.177	2	1:46.586	44.993	26.698	34.895	149.6	4:25.495	
3	1:58.536	55.959	27.019	35.558	134.5	9:34.713	3	<b>1:38.598</b>	37.880	<b>26.285</b>	<b>34.433</b>	161.7	6:04.093	
4	<b>1:41.097</b>	38.791	26.965	<b>35.341</b>	157.7	11:15.810	4	1:38.933	<b>37.746</b>	26.508	34.679	161.1	7:43.026	
5	1:42.666	<b>38.781</b>	<b>26.806</b>	37.079	155.3	12:58.476	5	1:41.820	39.612	27.243	34.965	156.6	9:24.846	
6	1:41.928	39.097	27.214	35.617	156.4	14:40.404	6	1:39.278	38.140	26.541	34.597	160.6	11:04.124	
7	4:00.791 <b>B</b>	39.452	27.855	2:53.484	66.2	18:41.195	7	1:39.100	37.989	26.391	34.720	160.9	12:43.224	
8	1:49.605	44.986	28.252	36.367	145.4	20:30.800	8	1:39.149	37.994	26.451	34.704	160.8	14:22.373	
9	1:41.376	38.943	26.925	35.508	157.2	22:12.176	9	1:38.953	37.994	26.291	34.668	161.1	16:01.326	
10	1:41.276	38.860	27.016	35.400	157.4	23:53.452	10	6:00.543 <b>B</b>	37.864	26.402	4:56.277	44.2	22:01.869	
<b>3</b>	<b>Damiano Fioravanti</b> ITA							<b>7</b>	<b>Diego Menchaca</b> MEX					
	RP Motorsport Dallara F312							Campos Racing Dallara F312						
1	6:10.964 <b>B</b>	4:37.610	27.237	1:06.117	43.0	6:10.964	1	2:16.797 <b>B</b>	47.574	28.009	1:01.214	116.5	2:16.797	
2	2:34.170 <b>B</b>	57.076	31.615	1:05.479	103.4	8:45.134	2	1:56.489	54.612	27.030	34.847	136.8	4:13.286	
3	1:56.999	55.520	26.780	34.699	136.2	10:42.133	3	1:42.187	39.116	28.430	34.641	156.0	5:55.473	
4	<b>1:38.999</b>	<b>37.883</b>	26.452	34.664	161.0	12:21.132	4	1:39.468	<b>37.956</b>	26.469	35.043	160.3	7:34.941	
5	1:39.121	37.970	26.498	34.653	160.8	14:00.253	5	1:39.350	38.102	26.465	34.783	160.5	9:14.291	
6	1:39.089	38.032	26.448	<b>34.609</b>	160.9	15:39.342	6	1:39.296	38.193	26.417	34.686	160.5	10:53.587	
7	1:39.160	37.979	<b>26.423</b>	34.758	160.8	17:18.502	7	1:39.220	38.188	26.331	34.701	160.7	12:32.807	
8	1:39.181	38.013	26.441	34.727	160.7	18:57.683	8	1:39.074	38.099	26.371	34.604	160.9	14:11.881	
9	1:39.714	38.309	26.623	34.782	159.9	20:37.397	9	<b>1:38.646</b>	38.017	<b>26.255</b>	<b>34.374</b>	161.6	15:50.527	
10	1:39.625	38.177	26.488	34.960	160.0	22:17.022	10	4:50.763 <b>B</b>	38.186	26.387	3:46.190	54.8	20:41.290	
<b>4</b>	<b>Tatiana Calderon</b> COL							<b>8</b>	<b>Leonardo Pulcini</b> ITA					
	RP Motorsport Dallara F312							Campos Racing Dallara F312						
1	6:02.228 <b>B</b>	4:21.997	29.921	1:10.310	44.0	6:02.228	1	2:09.417 <b>B</b>	48.046	27.868	53.503	123.2	2:09.417	
2	2:22.289 <b>B</b>	55.167	27.962	59.160	112.0	8:24.517	2	1:55.205	53.163	26.916	35.126	138.4	4:04.622	
3	1:55.378	52.234	27.604	35.540	138.2	10:19.895	3	1:38.956	37.916	26.272	34.768	161.1	5:43.578	
4	1:39.871	38.372	26.732	34.767	159.6	11:59.766	4	<b>1:38.447</b>	<b>37.687</b>	26.291	<b>34.469</b>	161.9	7:22.025	
5	4:46.970 <b>B</b>	38.681	27.312	3:40.977	55.5	16:46.736	5	1:39.120	37.959	26.575	34.586	160.8	9:01.145	
6	1:52.471	48.575	28.102	35.794	141.7	18:39.207	6	1:38.671	37.914	<b>26.270</b>	34.487	161.6	10:39.816	
7	1:39.463	38.110	26.586	34.767	160.3	20:18.670	7	1:38.808	37.806	26.512	34.490	161.3	12:18.624	
8	1:39.002	37.998	26.456	<b>34.548</b>	161.0	21:57.672	8	1:38.876	37.923	26.293	34.660	161.2	13:57.500	
9	<b>1:38.857</b>	<b>37.878</b>	<b>26.345</b>	34.634	161.3	23:36.529	9	1:38.644	37.753	26.328	34.563	161.6	15:36.144	
<b>5</b>	<b>Tanart Sathienthirakul</b> THA							<b>9</b>	<b>Gulhuseyn Abdullayev</b> AZE					
	RP Motorsport Dallara F312							Campos Racing Dallara F312						
1	5:29.935 <b>B</b>	4:00.640	28.101	1:01.194	48.3	5:29.935	1	2:21.260 <b>B</b>	52.222	27.558	1:01.480	112.8	2:21.260	
2	2:17.381 <b>B</b>	56.636	27.424	53.321	116.0	7:47.316	2	1:56.146	54.233	26.839	35.074	137.2	4:17.406	
3	2:16.906 <b>B</b>	53.229	27.307	56.370	116.4	10:04.222	3	1:40.406	38.360	26.826	35.220	158.8	5:57.812	



## Euroformula Open


### Circuito de Jerez

### Free Practice 3

### Analysis

■ Personal Best   
 ■ Session Best   
 ■ Crossing the finish line in pit lane

Lap	Time	Sector 1	Sector 2	Sector 3	Kph	Elapsed	Lap	Time	Sector 1	Sector 2	Sector 3	Kph	Elapsed
4	<b>1:40.141</b>	<b>38.347</b>	26.751	35.043	159.2	7:37.953	1	2:16.519	1:06.439	31.480	38.600	116.8	2:16.519
5	1:40.606	38.441	27.060	35.105	158.4	9:18.559	2	1:49.708	41.921	29.728	38.059	145.3	4:06.227
6	1:40.348	38.483	26.854	<b>35.011</b>	158.9	10:58.907	3	2:08.927 <b>B</b>	41.069	30.914	56.944	123.6	6:15.154
7	6:13.293 <b>B</b>	39.037	27.364	5:06.892	42.7	17:12.200	4	2:04.813	1:02.836	27.009	34.968	127.7	8:19.967
8	1:53.096	50.489	27.371	35.236	140.9	19:05.296	5	1:39.406	38.103	26.544	34.759	160.4	9:59.373
9	1:40.655	38.574	26.923	35.158	158.4	20:45.951	6	1:39.343	38.039	26.624	34.680	160.5	11:38.716
10	1:40.978	38.452	<b>26.677</b>	35.849	157.9	22:26.929	7	1:39.172	38.051	<b>26.450</b>	<b>34.671</b>	160.7	13:17.888
11	1:46.107	39.490	27.598	39.019	150.2	24:13.036	8	1:39.423	38.130	26.528	34.765	160.3	14:57.311
<b>20</b> <b>Daniil Pronenko</b> <span style="float: right;">RUS</span>							<b>51</b> <b>Ameya Vaidyanathan</b> <span style="float: right;">IND</span>						
BVM Racing <span style="float: right;">Dallara F312</span>							Carlin Motorsports <span style="float: right;">Dallara F312</span>						
1	2:22.905	1:15.540	29.535	37.830	111.5	2:22.905	1	2:10.279	1:05.149	29.426	35.704	122.4	2:10.279
2	1:42.011	39.193	26.849	35.969	156.3	4:04.916	2	1:40.266	38.435	27.060	34.771	159.0	3:50.545
3	1:39.819	38.265	26.605	34.949	159.7	5:44.735	3	1:39.143	38.094	26.529	34.520	160.8	5:29.688
4	1:51.240	43.496	30.547	37.197	143.3	7:35.975	4	1:39.411	38.172	26.719	34.520	160.4	7:09.099
5	1:39.871	38.276	26.756	34.839	159.6	9:15.846	5	<b>1:38.959</b>	<b>38.060</b>	<b>26.436</b>	<b>34.463</b>	161.1	8:48.058
6	1:40.115	38.206	<b>26.557</b>	35.352	159.2	10:55.961	6	1:39.274	38.287	26.500	34.487	160.6	10:27.332
7	<b>1:39.585</b>	38.211	26.674	<b>34.700</b>	160.1	12:35.546	7	6:43.523 <b>B</b>	38.189	26.662	5:38.672	39.5	17:10.855
8	1:39.824	<b>38.124</b>	26.668	35.032	159.7	14:15.370	8	2:01.434	54.625	30.951	35.858	131.3	19:12.289
9	1:39.786	38.249	26.654	34.883	159.7	15:55.156	9	1:41.451	39.916	26.907	34.628	157.1	20:53.740
10	1:39.631	38.193	26.668	34.770	160.0	17:34.787							
11	5:29.498 <b>B</b>	41.006	31.328	4:17.164	48.4	23:04.285							
<b>21</b> <b>Ye Hongli</b> <span style="float: right;">CHN</span>							<b>62</b> <b>Ferdinand Habsburg</b> <span style="float: right;">AUT</span>						
BVM Racing <span style="float: right;">Dallara F312</span>							Drivex School <span style="float: right;">Dallara F312</span>						
1	2:12.038	1:06.790	29.863	35.385	120.7	2:12.038	1	2:51.367 <b>B</b>	1:27.698	27.564	56.105	93.0	2:51.367
2	1:39.582	38.279	26.688	34.615	160.1	3:51.620	2	1:53.558	52.477	26.643	34.438	140.4	4:44.925
3	1:39.131	38.053	<b>26.408</b>	34.670	160.8	5:30.751	3	<b>1:37.919</b>	<b>37.521</b>	26.152	<b>34.246</b>	162.8	6:22.844
4	1:38.958	37.933	26.510	<b>34.515</b>	161.1	7:09.709	4	1:38.075	37.593	<b>26.079</b>	34.403	162.5	8:00.919
5	1:39.375	37.944	26.638	34.793	160.4	8:49.084	5	1:38.431	37.586	26.342	34.503	161.9	9:39.350
6	1:38.984	37.848	26.466	34.670	161.0	10:28.068	6	1:38.215	37.636	26.235	34.344	162.3	11:17.565
7	1:39.131	37.946	26.606	34.579	160.8	12:07.199	7	1:39.352	37.847	26.693	34.812	160.4	12:56.917
8	1:39.308	38.121	26.472	34.715	160.5	13:46.507	8	1:38.543	37.768	26.341	34.434	161.8	14:35.460
9	<b>1:38.953</b>	<b>37.843</b>	26.429	34.681	161.1	15:25.460	9	1:38.673	37.879	26.282	34.512	161.6	16:14.133
10	1:39.533	37.956	26.823	34.754	160.2	17:04.993	10	1:38.719	37.914	26.311	34.494	161.5	17:52.852
11	1:39.620	38.256	26.596	34.768	160.0	18:44.613	11	1:38.925	37.912	26.389	34.624	161.1	19:31.777
12	4:33.689 <b>B</b>	38.623	27.249	3:27.817	58.2	23:18.302	12	1:39.681	38.680	26.343	34.658	159.9	21:11.458
							<b>72</b> <b>Nikita Zlobin</b> <span style="float: right;">RUS</span>						
<b>45</b> <b>Harison Scott</b> <span style="float: right;">GBR</span>							Teo Martin Motorsport <span style="float: right;">Dallara F312</span>						
1	2:21.174	1:13.883	29.913	37.378	112.9	2:21.174	1	2:42.471 <b>B</b>	1:07.125	31.569	1:03.777	98.1	2:42.471
2	1:48.537	41.421	29.477	37.639	146.9	4:09.711	2	1:53.315	51.261	27.155	34.899	140.7	4:35.786
3	1:41.671	38.677	27.671	35.323	156.8	5:51.382	3	<b>1:39.637</b>	38.239	26.862	<b>34.536</b>	160.0	6:15.423
4	2:13.339 <b>B</b>	44.880	31.170	57.289	119.6	8:04.721	4	1:39.794	38.433	<b>26.634</b>	34.727	159.7	7:55.217
5	1:51.720	50.123	27.028	<b>34.569</b>	142.7	9:56.441	5	1:40.374	38.550	26.849	34.975	158.8	9:35.591
6	1:39.551	38.209	26.769	34.573	160.1	11:35.992	6	1:40.518	38.436	27.061	35.021	158.6	11:16.109
7	1:39.381	<b>38.030</b>	26.737	34.614	160.4	13:15.373	7	1:41.693	38.990	27.656	35.047	156.8	12:57.802
8	<b>1:39.234</b>	38.086	<b>26.558</b>	34.590	160.6	14:54.607	8	1:39.834	38.465	26.741	34.628	159.7	14:37.636
9	1:39.510	38.230	26.630	34.650	160.2	16:34.117	9	1:40.285	38.629	26.736	34.920	159.0	16:17.921
10	1:39.368	38.084	26.689	34.595	160.4	18:13.485	10	1:39.925	<b>38.220</b>	26.817	34.888	159.5	17:57.846
11	1:39.431	38.132	26.659	34.640	160.3	19:52.916	11	1:40.667	38.673	26.748	35.246	158.4	19:38.513
12	1:39.772	38.192	26.679	34.901	159.8	21:32.688	12	1:40.431	38.571	26.697	35.163	158.7	21:18.944
13	1:40.023	38.307	26.680	35.036	159.4	23:12.711							
<b>47</b> <b>Keyvan Andres</b> <span style="float: right;">DEU</span>													
Carlin Motorsports <span style="float: right;">Dallara F312</span>													



**Euroformula Open**  
Circuito de Jerez  
Free Practice 3


Analysis

■ Personal Best   ■ Session Best   **B** Crossing the finish line in pit lane

Lap	Time	Sector 1	Sector 2	Sector 3	Kph	Elapsed	Lap	Time	Sector 1	Sector 2	Sector 3	Kph	Elapsed
13	1:40.333	38.622	26.746	34.965	158.9	22:59.277							

91	Vassiliy Romanov						RUS
	Drivex School						Dallara F312
1	9:59.734 <b>B</b>	8:35.511	28.660	55.563	26.6	9:59.734	
2	1:52.548	47.205	26.773	38.570	141.6	11:52.282	
3	1:38.897	37.983	26.406	<b>34.508</b>	161.2	13:31.179	
4	<b>1:38.518</b>	<b>37.733</b>	<b>26.155</b>	34.630	161.8	15:09.697	
5	1:39.016	37.801	26.334	34.881	161.0	16:48.713	

98	Colton Herta						USA
	Carlin Motorsports						Dallara F312
1	2:06.181	1:03.375	28.079	34.727	126.3	2:06.181	
2	1:54.860 <b>B</b>	38.296	26.486	50.078	138.8	4:01.041	
3	2:09.836	53.689	31.922	44.225	122.8	6:10.877	
4	1:38.815	37.869	26.416	34.530	161.3	7:49.692	
5	1:38.704	<b>37.766</b>	26.439	34.499	161.5	9:28.396	
6	1:38.833	37.875	26.358	34.600	161.3	11:07.229	
7	6:40.300 <b>B</b>	38.300	26.944	5:35.056	39.8	17:47.529	
8	1:57.753	52.088	28.718	36.947	135.4	19:45.282	
9	<b>1:38.391</b>	38.041	26.031	<b>34.319</b>	162.0	21:23.673	
10	1:38.571	38.214	<b>25.969</b>	34.388	161.7	23:02.244	



## Euroformula Open

Circuito de Jerez

Qualifying 1

Classification

Nr.	Driver	Nat	Team	Car	Time	Lap	Total	Gap	Kph
1	98 Colton Herta	USA	Carlin Motorsports	Dallara F312	RT/F3E	9	12	-	167.4
2	3 Damiano Fioravanti	ITA	RP Motorsport	Dallara F312	F3E	8	10	+0.095	167.2
3	8 Leonardo Pulcini	ITA	Campos Racing	Dallara F312	F3E	9	10	+0.238	167.0
4	62 Ferdinand Habsburg	AUT	Drivex School	Dallara F312	RT/F3E	3	12	+0.430	166.6
5	45 Harison Scott	GBR	Teo Martin Motorsport	Dallara F312	RT	3	10	+0.449	166.6
6	7 Diego Menchaca	MEX	Campos Racing	Dallara F312	F3E	10	12	+0.531	166.4
7	4 Tatiana Calderon	COL	RP Motorsport	Dallara F312	F3E	8	8	+0.625	166.3
8	51 Ameya Vaidyanathan	IND	Carlin Motorsports	Dallara F312	RT/F3E	9	12	+0.853	165.9
9	47 Keyvan Andres	DEU	Carlin Motorsports	Dallara F312	RT/F3E	9	12	+0.899	165.8
10	21 Ye Hongli	CHN	BVM Racing	Dallara F312	RT/F3E	8	11	+0.996	165.6
11	72 Nikita Zlobin	RUS	Teo Martin Motorsport	Dallara F312	F3E	9	12	+1.003	165.6
12	5 Tanart Sathienthirakul	THA	RP Motorsport	Dallara F312	F3E	8	12	+1.085	165.5
13	1 Antoni Plak	POL	RP Motorsport	Dallara F312	F3E	8	9	+1.143	165.4
14	91 Vassiliy Romanov	RUS	Drivex School	Dallara F312	RT	3	8	+1.247	165.2
15	2 Kantadhee Kusiri	THA	RP Motorsport	Dallara F312	F3E	9	12	+1.587	164.6
16	6 Julio Moreno	ECU	Campos Racing	Dallara F312	F3E	3	5	+1.608	164.6
17	20 Daniil Pronenko	RUS	BVM Racing	Dallara F312	RT/F3E	9	12	+1.801	164.3
18	9 Gulhuseyn Abdullayev	AZE	Campos Racing	Dallara F312	RT/F3E	4	12	+2.618	162.9

<b>Fastest Lap</b>	Lap 9	Colton Herta	1:35.240	167.4 Kph
--------------------	-------	--------------	----------	-----------

Cars 7, 20, 45, 51, 72 and 98 lap times cancelled due to track limits


Published at: .....

Track Status:

**DRY**

Race Director:

Timekeeper:




## Euroformula Open

Circuito de Jerez

Qualifying 1

Best Sector Times

SECTOR 1			SECTOR 2			SECTOR 3			Pos	Driver	Ideal Lap	Best Lap
Pos	Driver	Time	Driver	Time	Driver	Time						
1	3 D.Fioravanti	36.662	98 C.Herta	25.290	45 H.Scott	33.125	1	98 C.Herta	1:35.240	1:35.240	(1)	
2	8 L.Pulcini	36.678	8 L.Pulcini	25.322	98 C.Herta	33.180	2	3 D.Fioravanti	1:35.335	1:35.335	(2)	
3	62 F.Habsburg	36.719	3 D.Fioravanti	25.345	62 F.Habsburg	33.317	3	45 H.Scott	1:35.383	1:35.689	(5)	
4	5 T.Sathienthirakul	36.746	7 D.Menchaca	25.407	3 D.Fioravanti	33.328	4	8 L.Pulcini	1:35.398	1:35.478	(3)	
5	45 H.Scott	36.769	21 Y.Hongli	25.447	5 T.Sathienthirakul	33.379	5	62 F.Habsburg	1:35.496	1:35.670	(4)	
6	7 D.Menchaca	36.769	62 F.Habsburg	25.460	21 Y.Hongli	33.382	6	7 D.Menchaca	1:35.628	1:35.771	(6)	
7	98 C.Herta	36.770	4 T.Calderon	25.465	8 L.Pulcini	33.398	7	21 Y.Hongli	1:35.812	1:36.236	(10)	
8	1 A.Ptak	36.833	51 A.Vaidyanathan	25.487	51 A.Vaidyanathan	33.448	8	5 T.Sathienthirakul	1:35.856	1:36.325	(12)	
9	4 T.Calderon	36.843	45 H.Scott	25.489	7 D.Menchaca	33.452	9	4 T.Calderon	1:35.865	1:35.865	(7)	
10	51 A.Vaidyanathan	36.946	72 N.Zlobin	25.524	47 K.Andres	33.514	10	51 A.Vaidyanathan	1:35.881	1:36.093	(8)	
11	21 Y.Hongli	36.983	47 K.Andres	25.587	4 T.Calderon	33.557	11	47 K.Andres	1:36.139	1:36.139	(9)	
12	91 V.Romanov	36.985	1 A.Ptak	25.662	91 V.Romanov	33.575	12	72 N.Zlobin	1:36.193	1:36.243	(11)	
13	72 N.Zlobin	37.019	20 D.Pronenko	25.722	72 N.Zlobin	33.650	13	91 V.Romanov	1:36.332	1:36.487	(14)	
14	47 K.Andres	37.038	5 T.Sathienthirakul	25.731	20 D.Pronenko	33.650	14	1 A.Ptak	1:36.354	1:36.383	(13)	
15	6 J.Moreno	37.047	2 K.Kusiri	25.751	6 J.Moreno	33.702	15	2 K.Kusiri	1:36.642	1:36.827	(15)	
16	2 K.Kusiri	37.121	91 V.Romanov	25.772	2 K.Kusiri	33.770	16	6 J.Moreno	1:36.650	1:36.848	(16)	
17	20 D.Pronenko	37.346	6 J.Moreno	25.901	1 A.Ptak	33.859	17	20 D.Pronenko	1:36.718	1:37.041	(17)	
18	9 G.Abdullayev	37.530	9 G.Abdullayev	26.054	9 G.Abdullayev	34.043	18	9 G.Abdullayev	1:37.627	1:37.858	(18)	




## Euroformula Open

Circuito de Jerez

Qualifying 1

Fastest Lap Sequence


Practice Time	Driver	Team	Car	Class	Time	Kph	Lap
3:37.022	<b>98 Colton Herta</b>	Carlin Motorsports	Dallara F312	RT/F3E	<b>1:37.241</b>	163.9	2
5:19.598	<b>51 Ameya Vaidyanathan</b>	Carlin Motorsports	Dallara F312	RT/F3E	<b>1:36.915</b>	164.5	3
5:43.442	<b>72 Nikita Zlobin</b>	Teo Martin Motorsport	Dallara F312	F3E	<b>1:36.904</b>	164.5	3
6:24.261	<b>4 Tatiana Calderon</b>	RP Motorsport	Dallara F312	F3E	<b>1:36.586</b>	165.0	3
6:31.015	<b>62 Ferdinand Habsburg</b>	Drivex School	Dallara F312	RT/F3E	<b>1:35.670</b>	166.6	3
6:48.501	<b>98 Colton Herta</b>	Carlin Motorsports	Dallara F312	RT/F3E	<b>1:35.593</b>	166.8	4
24:05.990	<b>98 Colton Herta</b>	Carlin Motorsports	Dallara F312	RT/F3E	<b>1:35.240</b>	167.4	9



**Euroformula Open**  
Circuito de Jerez  
Qualifying 1

Analysis


Lap	Time	Sector 1	Sector 2	Sector 3	Kph	Elapsed	Lap	Time	Sector 1	Sector 2	Sector 3	Kph	Elapsed
<b>1</b> <b>Antoni Ptak</b> POL													
RP Motorsport Dallara F312													
1	3:19.006	2:12.680	29.124	37.202	80.1	3:19.006	3	1:36.602	37.153	<b>25.731</b>	33.718	165.0	7:08.051
2	1:40.488	38.208	26.181	36.099	158.6	4:59.494	4	1:36.827	37.161	25.852	33.814	164.6	8:44.878
3	1:36.682	36.932	<b>25.662</b>	34.088	164.9	6:36.176	5	1:38.694	37.452	26.684	34.558	161.5	10:23.572
4	1:36.945	37.083	25.941	33.921	164.4	8:13.121	6	9:12.822 <b>B</b>	38.210	27.420	8:07.192	28.8	19:36.394
5	12:37.637 <b>B</b>	41.453	27.876	...	21.0	20:50.758	7	1:54.276	46.650	29.787	37.839	139.5	21:30.670
6	1:57.643	52.681	28.566	36.396	135.5	22:48.401	8	<b>1:36.325</b>	37.179	25.767	<b>33.379</b>	165.5	23:06.995
7	1:39.081	37.789	27.050	34.242	160.9	24:27.482	9	1:52.369	<b>36.746</b>	...	...	141.9	24:59.364
8	<b>1:36.383</b>	<b>36.833</b>	25.691	<b>33.859</b>	165.4	26:03.865	10	1:37.112	37.364	25.868	33.880	164.1	26:36.476
9	1:36.774	37.028	25.730	34.016	164.7	27:40.639	11	1:37.037	37.180	25.881	33.976	164.3	28:13.513
							12	1:43.269	38.498	29.850	34.921	154.4	29:56.782
<b>2</b> <b>Kantadhee Kusiri</b> THA													
RP Motorsport Dallara F312													
1	4:32.434	3:24.882	30.121	37.431	58.5	4:32.434	<b>6</b> <b>Julio Moreno</b> ECU						
2	1:45.591	39.972	27.620	37.999	151.0	6:18.025	Campos Racing Dallara F312						
3	1:37.156	37.274	25.952	33.930	164.1	7:55.181	1	4:19.065	3:09.899	31.173	37.993	61.5	4:19.065
4	1:37.787	37.334	25.871	34.582	163.0	9:32.968	2	1:41.986	41.187	26.656	34.143	156.3	6:01.051
5	1:37.621	37.418	25.860	34.343	163.3	11:10.589	3	<b>1:36.848</b>	37.173	25.973	<b>33.702</b>	164.6	7:37.899
6	8:59.777 <b>B</b>	38.636	26.731	7:54.410	29.5	20:10.366	4	1:37.009	<b>37.047</b>	26.145	33.817	164.3	9:14.908
7	1:53.314	47.712	28.737	36.865	140.7	22:03.680	5	19:44.316 <b>B</b>	37.224	<b>25.901</b>	...	13.5	28:59.224
8	1:42.630	39.669	26.743	36.218	155.3	23:46.310	<b>7</b> <b>Diego Menchaca</b> MEX						
9	<b>1:36.827</b>	37.306	<b>25.751</b>	<b>33.770</b>	164.6	25:23.137	Campos Racing Dallara F312						
10	1:37.120	<b>37.121</b>	25.872	34.127	164.1	27:00.257	1	4:01.042	2:53.880	28.986	38.176	66.1	4:01.042
11	1:50.200	42.561	31.355	36.284	144.7	28:50.457	2	1:39.705	39.219	26.495	33.991	159.9	5:40.747
12	1:37.753	37.538	25.986	34.229	163.1	30:28.210	3	1:36.387	37.039	25.783	33.565	165.4	7:17.134
<b>3</b> <b>Damiano Fioravanti</b> ITA													
RP Motorsport Dallara F312													
1	4:28.711	3:18.897	29.401	40.413	59.3	4:28.711	4	1:36.300	37.001	25.641	33.658	165.5	8:53.434
2	1:42.831	39.328	28.042	35.461	155.0	6:11.542	5	1:36.399	36.891	25.723	33.785	165.4	10:29.833
3	1:35.977	36.828	25.582	33.567	166.1	7:47.519	6	8:55.334 <b>B</b>	37.243	26.141	7:51.950	29.8	19:25.167
4	1:36.328	36.835	25.708	33.785	165.5	9:23.847	7	1:45.855	43.763	26.860	35.232	150.6	21:11.022
5	10:44.401 <b>B</b>	37.386	26.058	9:40.957	24.7	20:08.248	8	1:48.763	38.486	26.490	43.787	146.6	22:59.785
6	1:54.303	47.475	29.351	37.477	139.5	22:02.551	9	1:35.982	36.973	25.557	<b>33.452</b>	166.1	24:35.767
7	1:41.956	39.391	27.066	35.499	156.3	23:44.507	10	<b>1:35.771</b>	<b>36.769</b>	25.511	33.491	166.4	26:11.538
8	<b>1:35.335</b>	<b>36.662</b>	<b>25.345</b>	<b>33.328</b>	167.2	25:19.842	11	1:35.836	36.895	<b>25.407</b>	33.534	166.3	27:47.374
9	1:36.153	36.801	25.544	33.808	165.8	26:55.995	12	1:36.289	36.981	25.560	33.748	165.6	29:23.663
10	1:52.359	45.139	31.196	36.024	141.9	28:48.354	<b>8</b> <b>Leonardo Pulcini</b> ITA						
<b>4</b> <b>Tatiana Calderon</b> COL													
RP Motorsport Dallara F312													
1	3:07.884	2:01.500	29.787	36.597	84.8	3:07.884	1	4:25.017	3:13.973	30.719	40.325	60.2	4:25.017
2	1:39.791	38.115	26.758	34.918	159.7	4:47.675	2	1:42.110	38.948	29.130	34.032	156.1	6:07.127
3	1:36.586	37.107	25.645	33.834	165.0	6:24.261	3	1:35.745	36.768	25.579	<b>33.398</b>	166.5	7:42.872
4	1:36.527	37.085	25.794	33.648	165.1	8:00.788	4	1:35.998	36.863	25.469	33.666	166.1	9:18.870
5	12:35.299 <b>B</b>	39.131	28.064	...	21.1	20:36.087	5	1:36.082	36.911	25.517	33.654	165.9	10:54.952
6	2:03.456	52.878	29.461	41.117	129.1	22:39.543	6	9:31.150 <b>B</b>	37.749	26.294	8:27.107	27.9	20:26.102
7	1:39.615	36.895	27.588	35.132	160.0	24:19.158	7	1:58.609	48.559	29.458	40.592	134.4	22:24.711
8	<b>1:35.865</b>	<b>36.843</b>	<b>25.465</b>	<b>33.557</b>	166.3	25:55.023	8	1:50.484	44.429	31.780	34.275	144.3	24:15.195
							9	<b>1:35.478</b>	<b>36.678</b>	<b>25.322</b>	33.478	167.0	25:50.673
							10	1:35.873	36.774	25.519	33.580	166.3	27:26.546
<b>5</b> <b>Tanart Sathienthirakul</b> THA													
RP Motorsport Dallara F312													
1	3:53.652	2:40.886	31.891	40.875	68.2	3:53.652	<b>9</b> <b>Gulhuseyn Abdullayev</b> AZE						
2	1:37.797	37.880	26.065	33.852	163.0	5:31.449	Campos Racing Dallara F312						
							1	2:21.227	1:16.221	29.127	35.879	112.9	2:21.227
							2	1:47.728	39.117	28.159	40.452	148.0	4:08.955
							3	1:38.289	37.892	26.132	34.265	162.2	5:47.244
							4	<b>1:37.858</b>	37.565	26.250	<b>34.043</b>	162.9	7:25.102
							5	1:38.196	37.531	26.154	34.511	162.3	9:03.298
							6	9:06.946 <b>B</b>	37.850	26.185	8:02.911	29.1	18:10.244
							7	1:51.749	47.503	28.971	35.275	142.6	20:01.993



**Euroformula Open**  
Circuito de Jerez  
Qualifying 1

Analysis

Lap	Time	Sector 1	Sector 2	Sector 3	Kph	Elapsed	Lap	Time	Sector 1	Sector 2	Sector 3	Kph	Elapsed
8	1:48.192	38.382	28.788	41.022	147.3	21:50.185	7	1:47.925	45.557	27.604	34.764	147.7	21:28.373
9	1:38.291	37.678	26.126	34.487	162.2	23:28.476	8	1:36.425	37.223	25.650	33.552	165.3	23:04.798
10	1:37.951	37.602	26.120	34.229	162.7	25:06.427	9	<b>1:36.139</b>	<b>37.038</b>	<b>25.587</b>	<b>33.514</b>	165.8	24:40.937
11	1:38.306	38.032	<b>26.054</b>	34.220	162.2	26:44.733	10	1:36.685	37.141	25.769	33.775	164.9	26:17.622
12	1:37.902	<b>37.530</b>	26.056	34.316	162.8	28:22.635	11	1:36.496	37.056	25.666	33.774	165.2	27:54.118
<b>20</b> <b>Daniil Pronenko</b> <span style="float:right">RUS</span> BVM Racing <span style="float:right">Dallara F312</span>							<b>51</b> <b>Ameya Vaidyanathan</b> <span style="float:right">IND</span> Carlin Motorsports <span style="float:right">Dallara F312</span>						
1	2:11.378	1:04.440	30.396	36.542	121.3	2:11.378	1	2:05.045	57.125	30.222	37.698	127.5	2:05.045
2	1:37.857	37.688	26.203	33.966	162.9	3:49.235	2	1:37.638	37.886	25.872	33.880	163.3	3:42.683
3	1:37.399	37.564	25.973	33.862	163.7	5:26.634	3	1:36.915	37.269	25.822	33.824	164.5	5:19.598
4	1:38.204	37.889	26.239	34.076	162.3	7:04.838	4	1:36.519	37.221	25.648	33.650	165.2	6:56.117
5	1:37.669	37.540	26.035	34.094	163.2	8:42.507	5	1:36.454	37.194	25.563	33.697	165.3	8:32.571
6	8:02.001 <b>B</b>	39.084	28.521	6:54.396	33.1	16:44.508	6	10:16.995 <b>B</b>	38.600	26.530	9:11.865	25.8	18:49.566
7	1:49.664	47.281	28.077	34.306	145.4	18:34.172	7	1:55.547	49.249	30.552	35.746	138.0	20:45.113
8	1:36.718	<b>37.346</b>	<b>25.722</b>	<b>33.650</b>	164.8	20:10.890	8	1:47.899	37.313	27.554	43.032	147.7	22:33.012
9	<b>1:37.041</b>	37.347	25.909	33.785	164.3	21:47.931	9	<b>1:36.093</b>	<b>36.946</b>	25.553	33.594	165.9	24:09.105
10	1:37.212	37.390	25.855	33.967	164.0	23:25.143	10	1:35.882	36.947	<b>25.487</b>	<b>33.448</b>	166.3	25:44.987
11	1:37.323	37.385	25.981	33.957	163.8	25:02.466	11	1:38.383	37.677	26.616	34.090	162.0	27:23.370
12	1:51.137	42.990	30.001	38.146	143.4	26:53.603	12	1:36.365	36.966	25.614	33.785	165.4	28:59.735
<b>21</b> <b>Ye Hongli</b> <span style="float:right">CHN</span> BVM Racing <span style="float:right">Dallara F312</span>							<b>62</b> <b>Ferdinand Habsburg</b> <span style="float:right">AUT</span> Drivex School <span style="float:right">Dallara F312</span>						
1	2:10.091	1:03.153	29.988	36.950	122.5	2:10.091	1	3:08.691	2:04.559	28.249	35.883	84.5	3:08.691
2	1:44.824	39.727	27.607	37.490	152.1	3:54.915	2	1:46.654	43.202	27.020	36.432	149.5	4:55.345
3	1:37.577	37.424	25.947	34.206	163.4	5:32.492	3	<b>1:35.670</b>	<b>36.789</b>	<b>25.564</b>	<b>33.317</b>	166.6	6:31.015
4	1:37.172	37.271	25.853	34.048	164.0	7:09.664	4	1:35.918	<b>36.719</b>	25.757	33.442	166.2	8:06.933
5	1:37.741	37.426	25.946	34.369	163.1	8:47.405	5	1:41.134	40.104	27.450	33.580	157.6	9:48.067
6	7:54.240 <b>B</b>	37.688	26.748	6:49.804	33.6	16:41.645	6	1:36.015	36.882	25.541	33.592	166.0	11:24.082
7	1:50.094	48.631	27.487	33.976	144.8	18:31.739	7	9:29.162 <b>B</b>	38.250	26.210	8:24.702	28.0	20:53.244
8	<b>1:36.236</b>	37.407	<b>25.447</b>	<b>33.382</b>	165.6	20:07.975	8	1:52.505	48.366	27.239	36.900	141.7	22:45.749
9	1:36.744	<b>36.983</b>	26.041	33.720	164.8	21:44.719	9	1:39.634	38.489	26.439	34.706	160.0	24:25.383
10	2:09.818	53.630	40.808	35.380	122.8	23:54.537	10	1:35.697	36.810	<b>25.460</b>	33.427	166.6	26:01.080
11	1:36.571	37.237	25.801	33.533	165.1	25:31.108	11	1:35.845	36.729	25.637	33.479	166.3	27:36.925
<b>45</b> <b>Harison Scott</b> <span style="float:right">GBR</span> Teo Martin Motorsport <span style="float:right">Dallara F312</span>							<b>72</b> <b>Nikita Zlobin</b> <span style="float:right">RUS</span> Teo Martin Motorsport <span style="float:right">Dallara F312</span>						
1	6:15.620	5:05.025	31.752	38.843	42.4	6:15.620	1	2:23.260	1:18.039	28.913	36.308	111.3	2:23.260
2	1:37.433	37.762	26.050	33.621	163.6	7:53.053	2	1:43.278	39.142	27.766	36.370	154.3	4:06.538
3	<b>1:35.689</b>	36.844	25.577	33.268	166.6	9:28.742	3	1:36.904	37.305	25.796	33.803	164.5	5:43.442
4	1:40.404	37.139	28.372	34.893	158.8	11:09.146	4	1:36.562	37.144	25.661	33.757	165.1	7:20.004
5	8:50.397 <b>B</b>	37.041	25.627	7:47.729	30.1	19:59.543	5	1:36.740	37.166	25.701	33.873	164.8	8:56.744
6	1:58.761	49.772	31.068	37.921	134.2	21:58.304	6	11:31.424 <b>B</b>	37.443	27.088	...	23.1	20:28.168
7	1:38.383	38.141	26.250	33.992	162.0	23:36.687	7	1:55.361	48.525	28.376	38.460	138.2	22:23.529
8	1:35.412	36.798	<b>25.489</b>	<b>33.125</b>	167.1	25:12.099	8	1:42.029	39.662	26.871	35.496	156.2	24:05.558
9	1:39.031	<b>36.769</b>	26.187	36.075	161.0	26:51.130	9	<b>1:36.243</b>	<b>37.019</b>	<b>25.524</b>	33.700	165.6	25:41.801
10	1:35.871	36.806	25.590	33.475	166.3	28:27.001	10	1:48.487	42.179	31.893	34.415	146.9	27:30.288
<b>47</b> <b>Keyvan Andres</b> <span style="float:right">DEU</span> Carlin Motorsports <span style="float:right">Dallara F312</span>							<b>91</b> <b>Vassily Romanov</b> <span style="float:right">RUS</span> Drivex School <span style="float:right">Dallara F312</span>						
1	2:07.295	57.435	33.299	36.561	125.2	2:07.295	1	3:21.803	2:14.403	29.976	37.424	79.0	3:21.803
2	1:41.207	39.832	27.029	34.346	157.5	3:48.502	2	1:44.500	40.830	26.778	36.892	152.5	5:06.303
3	1:37.081	37.485	25.839	33.757	164.2	5:25.583							
4	1:36.579	37.130	25.753	33.696	165.1	7:02.162							
5	1:36.884	37.230	25.845	33.809	164.5	8:39.046							
6	11:01.402 <b>B</b>	37.413	25.746	9:58.243	24.1	19:40.448							




**Euroformula Open**  
Circuito de Jerez  
Qualifying 1

Analysis

Lap	Time	Sector 1	Sector 2	Sector 3	Kph	Elapsed	Lap	Time	Sector 1	Sector 2	Sector 3	Kph	Elapsed
3	<b>1:36.487</b>	37.097	25.815	<b>33.575</b>	165.2	6:42.790							
4	1:36.772	37.090	25.877	33.805	164.7	8:19.562							
5	11:57.230 <b>B</b>	37.685	26.346	...	22.2	20:16.792							
6	1:58.674	46.056	28.410	44.208	134.3	22:15.466							
7	1:47.656	38.472	27.041	42.143	148.1	24:03.122							
8	1:36.670	<b>36.985</b>	<b>25.772</b>	33.913	164.9	25:39.792							

<b>98</b>	<b>Colton Herta</b>	USA				
	Carlin Motorsports	Dallara F312				
1	1:59.781	55.577	29.518	34.686	133.1	1:59.781
2	1:37.241	37.782	25.795	33.664	163.9	3:37.022
3	1:35.886	37.086	25.534	33.266	166.2	5:12.908
4	1:35.593	36.891	25.376	33.326	166.8	6:48.501
5	1:35.899	36.977	25.425	33.497	166.2	8:24.400
6	10:23.208 <b>B</b>	37.705	26.517	9:18.986	25.6	18:47.608
7	1:54.632	49.756	30.078	34.798	139.1	20:42.240
8	1:48.510	37.028	28.119	43.363	146.9	22:30.750
9	<b>1:35.240</b>	<b>36.770</b>	<b>25.290</b>	<b>33.180</b>	167.4	24:05.990
10	1:43.087	43.415	26.002	33.670	154.6	25:49.077
11	1:35.471	36.797	25.351	33.323	167.0	27:24.548
12	1:53.740	43.979	33.219	36.542	140.2	29:18.288




**Euroformula Open**  
Circuito de Jerez  
Race 1 (18 laps, 79,7 km. / Max. 35')

**Starting Grid**

1:37.041	<b>Daniil Pronenko</b>	BVM Racing	20	- 9 -	9	Campos Racing	<b>Gulhuseyn Abdullayev</b>	1:37.858
1:36.827	<b>Kantadhee Kusiri</b>	RP Motorsport	2	- 8 -	6	Campos Racing	<b>Julio Moreno</b>	1:36.848
1:36.383	<b>Antoni Ptak</b>	RP Motorsport	1	- 7 -	91	Drivex School	<b>Vassiliy Romanov</b>	1:36.487
1:36.243	<b>Nikita Zlobin</b>	Teo Martin Motorsport	72	- 6 -	5	RP Motorsport	<b>Tanart Sathienthirakul</b>	1:36.325
1:36.139	<b>Keyvan Andres</b>	Carlin Motorsports	47	- 5 -	21	BVM Racing	<b>Ye Hongli</b>	1:36.236
1:35.865	<b>Tatiana Calderon</b>	RP Motorsport	4	- 4 -	51	Carlin Motorsports	<b>Ameya Vaidyanathan</b>	1:36.093
1:35.689	<b>Harison Scott</b>	Teo Martin Motorsport	45	- 3 -	7	Campos Racing	<b>Diego Menchaca</b>	1:35.771
1:35.478	<b>Leonardo Pulcini</b>	Campos Racing	8	- 2 -	62	Drivex School	<b>Ferdinand Habsburg</b>	1:35.670
1:35.240	<b>Colton Herta</b>	Carlin Motorsports	98	- 1 -	3	RP Motorsport	<b>Damiano Fioravanti</b>	1:35.335

**Pole**

<b>Stewards:</b>	<b>Timekeeper:</b>
------------------	--------------------



**Circuito de Jerez**  
Euroformula Open  
Race 1 (18 laps, 79,7 km. / Max. 35')

**Final Classification**

Drivers	Nat	Team	Vehicle	Class	Laps	Total Time	Gap	Kph	Best Lap		
									Lap	Time	Kph
1 98 Colton Herta	USA	Carlin Motorsports	Dallara F312	RT/F3E	18	<b>29:45.904</b>	-	160.7	2	<b>1:38.181</b>	162.4
2 8 Leonardo Pulcini	ITA	Campos Racing	Dallara F312	F3E	18	<b>29:53.423</b>	+7.519	160.0	10	<b>1:38.614</b>	161.6
3 3 Damiano Fioravanti	ITA	RP Motorsport	Dallara F312	F3E	18	<b>29:56.485</b>	+10.581	159.7	2	<b>1:38.473</b>	161.9
4 45 Harison Scott	GBR	Teo Martin Motorsport	Dallara F312	RT	18	<b>30:01.869</b>	+15.965	159.2	7	<b>1:39.176</b>	160.7
5 7 Diego Menchaca	MEX	Campos Racing	Dallara F312	F3E	18	<b>30:02.686</b>	+16.782	159.2	7	<b>1:39.256</b>	160.6
6 4 Tatiana Calderon	COL	RP Motorsport	Dallara F312	F3E	18	<b>30:03.795</b>	+17.891	159.1	2	<b>1:39.343</b>	160.5
7 62 Ferdinand Habsburg	AUT	Drivex School	Dallara F312	RT/F3E	18	<b>30:04.189</b>	+18.285	159.0	2	<b>1:39.370</b>	160.4
8 21 Ye Hongli	CHN	BVM Racing	Dallara F312	RT/F3E	18	<b>30:06.467</b>	+20.563	158.8	7	<b>1:39.482</b>	160.2
9 47 Keyvan Andres	DEU	Carlin Motorsports	Dallara F312	RT/F3E	18	<b>30:06.506</b>	+20.602	158.8	4	<b>1:39.334</b>	160.5
10 51 Ameya Vaidyanathan	IND	Carlin Motorsports	Dallara F312	RT/F3E	18	<b>30:07.381</b>	+21.477	158.8	7	<b>1:39.514</b>	160.2
11 1 Antoni Ptak	POL	RP Motorsport	Dallara F312	F3E	18	<b>30:11.230</b>	+25.326	158.4	11	<b>1:39.465</b>	160.3
12 5 Tanart Sathienthirakul	THA	RP Motorsport	Dallara F312	F3E	18	<b>30:16.458</b>	+30.554	158.0	5	<b>1:40.006</b>	159.4
13 91 Vassily Romanov	RUS	Drivex School	Dallara F312	RT	18	<b>30:17.055</b>	+31.151	157.9	15	<b>1:39.911</b>	159.5
14 6 Julio Moreno	ECU	Campos Racing	Dallara F312	F3E	18	<b>30:17.505</b>	+31.601	157.9	8	<b>1:39.550</b>	160.1
15 20 Daniil Pronenko	RUS	BVM Racing	Dallara F312	RT/F3E	18	<b>30:21.886</b>	+35.982	157.5	6	<b>1:39.943</b>	159.5
16 9 Gulhuseyn Abdullayev	AZE	Campos Racing	Dallara F312	RT/F3E	18	<b>30:32.465</b>	+46.561	156.6	5	<b>1:40.671</b>	158.3
17 2 Kantadhee Kusiri	THA	RP Motorsport	Dallara F312	F3E	18	<b>30:34.152</b>	+48.248	156.4	9	<b>1:40.630</b>	158.4

**Not classified:**

72 Nikita Zlobin	RUS	Teo Martin Motorsport	Dallara F312	F3E	7	<b>12:00.047</b>			3	<b>1:39.917</b>	159.5
------------------	-----	-----------------------	--------------	-----	---	------------------	--	--	---	-----------------	-------

**Pole Position**

C. Herta	<b>1:35.240</b>	167.4 Kph
----------	-----------------	-----------

**Fastest Lap**

Lap 2	Colton Herta	<b>1:38.181</b>	162.4 Kph
-------	--------------	-----------------	-----------

Car 47 - 1 second penalty due to track limits  
Car 3 - 1 second penalty due to track limits


Published at: .....

Track Status:

**DRY**

Stewards:

Timekeeper:



## Euroformula Open

Circuito de Jerez

Race 1

Classification by Division

Nr.	Driver	Nat	Team	Car	Laps	Total Time	Gap	Kph	Best Lap			
									Lap	Time	Kph	
<b>Spanish F3 Championship</b>												
1	98 Colton Herta	USA	Carlin Motorsports	Dallara F312	18	<b>29:45.904</b>		160.7	2	<b>1:38.181</b>	162.4	
2	8 Leonardo Pulcini	ITA	Campos Racing	Dallara F312	18	<b>29:53.423</b>	+7.519	160.0	10	<b>1:38.614</b>	161.6	
3	3 Damiano Fioravanti	ITA	RP Motorsport	Dallara F312	18	<b>29:56.485</b>	+10.581	159.7	2	<b>1:38.473</b>	161.9	
4	7 Diego Manchaca	MEX	Campos Racing	Dallara F312	18	<b>30:02.686</b>	+16.782	159.2	7	<b>1:39.256</b>	160.6	
5	4 Tatiana Calderon	COL	RP Motorsport	Dallara F312	18	<b>30:03.795</b>	+17.891	159.1	2	<b>1:39.343</b>	160.5	
6	62 Ferdinand Habsburg	AUT	Drivex School	Dallara F312	18	<b>30:04.189</b>	+18.285	159.0	2	<b>1:39.370</b>	160.4	
7	21 Ye Hongli	CHN	BVM Racing	Dallara F312	18	<b>30:06.467</b>	+20.563	158.8	7	<b>1:39.482</b>	160.2	
8	47 Keyvan Andres	DEU	Carlin Motorsports	Dallara F312	18	<b>30:06.506</b>	+20.602	158.8	4	<b>1:39.334</b>	160.5	
9	51 Ameya Vaidyanathan	IND	Carlin Motorsports	Dallara F312	18	<b>30:07.381</b>	+21.477	158.8	7	<b>1:39.514</b>	160.2	
10	1 Antoni Ptak	POL	RP Motorsport	Dallara F312	18	<b>30:11.230</b>	+25.326	158.4	11	<b>1:39.465</b>	160.3	
11	5 Tanart Sathienthirakul	THA	RP Motorsport	Dallara F312	18	<b>30:16.458</b>	+30.554	158.0	5	<b>1:40.006</b>	159.4	
12	6 Julio Moreno	ECU	Campos Racing	Dallara F312	18	<b>30:17.505</b>	+31.601	157.9	8	<b>1:39.550</b>	160.1	
13	20 Daniil Pronenko	RUS	BVM Racing	Dallara F312	18	<b>30:21.886</b>	+35.982	157.5	6	<b>1:39.943</b>	159.5	
14	9 Gulhuseyn Abdullayev	AZE	Campos Racing	Dallara F312	18	<b>30:32.465</b>	+46.561	156.6	5	<b>1:40.671</b>	158.3	
15	2 Kantadhee Kusiri	THA	RP Motorsport	Dallara F312	18	<b>30:34.152</b>	+48.248	156.4	9	<b>1:40.630</b>	158.4	
<b>Not classified:</b>												
72	Nikita Zlobin	RUS	Teo Martin Motorsport	Dallara F312	7	<b>12:00.047</b>	11 Laps	155.0	3	<b>1:39.917</b>	159.5	

Car 47 - 1 second penalty due to track limits  
 Car 3 - 1 second penalty due to track limits


Published at: .....

Track Status:

**DRY**

Stewards:

Timekeeper:



## Euroformula Open

Circuito de Jerez

Race 1

### Classification by Group

Nr.	Driver	Nat	Team	Car	Laps	Total Time	Gap	Kph	Best Lap			
									Lap	Time	Kph	
<b>Rookie Trophy</b>												
1	98 Colton Herta	USA	Carlin Motorsports	Dallara F312	18	<b>29:45.904</b>		160.7	2	<b>1:38.181</b>	162.4	
2	45 Harison Scott	GBR	Teo Martin Motorsport	Dallara F312	18	<b>30:01.869</b>	+15.965	159.2	7	<b>1:39.176</b>	160.7	
3	62 Ferdinand Habsburg	AUT	Drivex School	Dallara F312	18	<b>30:04.189</b>	+18.285	159.0	2	<b>1:39.370</b>	160.4	
4	21 Ye Hongli	CHN	BVM Racing	Dallara F312	18	<b>30:06.467</b>	+20.563	158.8	7	<b>1:39.482</b>	160.2	
5	47 Keyvan Andres	DEU	Carlin Motorsports	Dallara F312	18	<b>30:06.506</b>	+20.602	158.8	4	<b>1:39.334</b>	160.5	
6	51 Ameya Vaidyanathan	IND	Carlin Motorsports	Dallara F312	18	<b>30:07.381</b>	+21.477	158.8	7	<b>1:39.514</b>	160.2	
7	91 Vassiliy Romanov	RUS	Drivex School	Dallara F312	18	<b>30:17.055</b>	+31.151	157.9	15	<b>1:39.911</b>	159.5	
8	20 Daniil Pronenko	RUS	BVM Racing	Dallara F312	18	<b>30:21.886</b>	+35.982	157.5	6	<b>1:39.943</b>	159.5	
9	9 Gulhuseyn Abdullayev	AZE	Campos Racing	Dallara F312	18	<b>30:32.465</b>	+46.561	156.6	5	<b>1:40.671</b>	158.3	

Car 47 - 1 second penalty due to track limits  
 Car 3 - 1 second penalty due to track limits

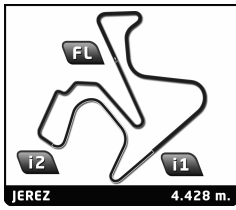
Published at: .....

Track Status:

**DRY**

Stewards:


Timekeeper:



**Euroformula Open**  
Circuito de Jerez  
Race 1

Lap Chart


		LAP																		
Nr	Pos	Grid	1	2	3	4	5	6	7	8	9	10	11	12	13	14	15	16	17	18
98	<b>1</b>	98	98	98	98	98	98	98	98	98	98	98	98	98	98	98	98	98	98	98
3	<b>2</b>	3	3	3	3	3	3	3	3	3	3	3	3	3	3	3	3	3	8	8
8	<b>3</b>	8	45	45	45	45	45	45	45	8	8	8	8	8	8	8	8	3	3	3
62	<b>4</b>	62	8	8	8	8	8	8	8	45	45	45	45	45	45	45	45	45	45	45
45	<b>5</b>	45	7	7	7	7	7	7	7	7	7	7	7	7	7	7	7	7	7	7
7	<b>6</b>	7	4	4	4	4	4	4	4	4	4	4	4	4	4	4	4	4	4	4
4	<b>7</b>	4	62	62	62	62	62	62	62	62	62	62	62	62	62	62	62	62	62	62
51	<b>8</b>	51	47	47	47	47	47	47	47	47	47	47	47	47	47	47	47	47	47	47
47	<b>9</b>	47	21	21	21	21	21	21	21	21	21	21	21	21	21	21	21	21	21	21
21	<b>10</b>	21	51	51	51	51	51	51	51	51	51	51	51	51	51	51	51	51	51	51
72	<b>11</b>	72	72	72	72	72	72	1	1	1	1	1	1	1	1	1	1	1	1	1
5	<b>12</b>	5	1	1	1	1	1	1	5	5	5	5	5	5	5	5	5	5	5	5
1	<b>13</b>	1	5	5	5	5	5	5	91	91	91	91	91	91	91	91	91	91	91	91
91	<b>14</b>	91	20	91	91	91	91	91	6	6	6	6	6	6	6	6	6	6	6	6
2	<b>15</b>	2	91	20	20	20	20	20	20	20	20	20	20	20	20	20	20	20	20	20
6	<b>16</b>	6	6	6	6	6	6	6	9	9	9	9	9	9	9	9	9	9	9	9
20	<b>17</b>	20	9	9	9	9	9	9	72	2	2	2	2	2	2	2	2	2	2	2
9	<b>18</b>	9	2	2	2	2	2	2	2	2	2	2	2	2	2	2	2	2	2	2



**Euroformula Open**  
Circuito de Jerez  
Race 1

**Best Sector Times**

SECTOR 1			SECTOR 2			SECTOR 3			Pos	Driver	Ideal Lap	Best Lap
Pos	Driver	Time	Driver	Time	Driver	Time						
1	3 D.Fioravanti	37.628	98 C.Herta	26.136	98 C.Herta	34.286	1	98 C.Herta	1:38.132	1:38.181	(1)	
2	98 C.Herta	37.710	8 L.Pulcini	26.284	8 L.Pulcini	34.373	2	3 D.Fioravanti	1:38.416	1:38.473	(2)	
3	8 L.Pulcini	37.854	3 D.Fioravanti	26.340	45 H.Scott	34.440	3	8 L.Pulcini	1:38.511	1:38.614	(3)	
4	7 D.Menchaca	37.893	21 Y.Hongli	26.429	3 D.Fioravanti	34.448	4	45 H.Scott	1:38.906	1:39.176	(4)	
5	62 F.Habsburg	37.939	45 H.Scott	26.447	51 A.Vaidyanathan	34.495	5	7 D.Menchaca	1:38.973	1:39.256	(5)	
6	4 T.Calderon	38.004	47 K.Andres	26.454	4 T.Calderon	34.579	6	62 F.Habsburg	1:39.104	1:39.370	(8)	
7	45 H.Scott	38.019	7 D.Menchaca	26.475	7 D.Menchaca	34.605	7	4 T.Calderon	1:39.176	1:39.343	(7)	
8	6 J.Moreno	38.021	62 F.Habsburg	26.478	47 K.Andres	34.608	8	51 A.Vaidyanathan	1:39.245	1:39.514	(11)	
9	1 A.Ptak	38.104	51 A.Vaidyanathan	26.514	1 A.Ptak	34.642	9	47 K.Andres	1:39.269	1:39.334	(6)	
10	21 Y.Hongli	38.135	1 A.Ptak	26.567	62 F.Habsburg	34.687	10	21 Y.Hongli	1:39.302	1:39.482	(10)	
11	72 N.Zlobin	38.154	20 D.Pronenko	26.589	6 J.Moreno	34.737	11	1 A.Ptak	1:39.313	1:39.465	(9)	
12	5 T.Sathienthirakul	38.169	4 T.Calderon	26.593	21 Y.Hongli	34.738	12	6 J.Moreno	1:39.433	1:39.550	(12)	
13	20 D.Pronenko	38.185	5 T.Sathienthirakul	26.633	20 D.Pronenko	34.763	13	20 D.Pronenko	1:39.537	1:39.943	(15)	
14	91 V.Romanov	38.198	91 V.Romanov	26.643	72 N.Zlobin	34.769	14	72 N.Zlobin	1:39.604	1:39.917	(14)	
15	47 K.Andres	38.207	6 J.Moreno	26.675	5 T.Sathienthirakul	34.804	15	5 T.Sathienthirakul	1:39.606	1:40.006	(16)	
16	51 A.Vaidyanathan	38.236	72 N.Zlobin	26.681	91 V.Romanov	34.868	16	91 V.Romanov	1:39.709	1:39.911	(13)	
17	2 K.Kusiri	38.414	9 G.Abdullayev	26.756	9 G.Abdullayev	34.952	17	9 G.Abdullayev	1:40.325	1:40.671	(18)	
18	9 G.Abdullayev	38.617	2 K.Kusiri	26.760	2 K.Kusiri	35.189	18	2 K.Kusiri	1:40.363	1:40.630	(17)	



### Euroformula Open


Circuito de Jerez

Race 1

### Fastest Lap Sequence

Practice Time	Driver	Team	Car	Class	Time	Kph	Lap
3:22.175	98 Colton Herta	Carlin Motorsports	Dallara F312	RT/F3E	<b>1:38.181</b>	162.4	2





## Euroformula Open


Circuito de Jerez

Race 1

Analysis by lap

 Lapped

Nr	Lap Time	Gap	Nr	Lap Time	Gap	Nr	Lap Time	Gap	Nr	Lap Time	Gap	Nr	Lap Time	Gap
4	1:40.121	15.852	7	1:40.488	16.782									
62	1:40.334	16.372	4	1:40.540	17.891									
47	1:39.802	17.876	62	1:40.472	18.285									
21	1:39.752	18.579	47	1:39.888	19.602									
51	1:39.674	19.674	21	1:40.252	20.563									
1	1:39.681	23.338	51	1:40.079	21.477									
5	1:40.057	27.559	1	1:40.177	25.326									
91	1:39.911	28.243	5	1:40.233	30.554									
6	1:40.103	28.798	91	1:40.354	31.151									
20	1:40.299	31.902	6	1:40.349	31.601									
9	1:41.106	41.174	20	1:40.898	35.982									
2	1:41.396	42.141	9	1:41.138	46.561									
			2	1:41.775	48.248									
<b>Lap 16</b>														
98	1:38.817													
8	1:39.368	8.241												
3	1:40.660	9.043												
45	1:39.804	15.122												
7	1:39.909	15.948												
4	1:39.886	16.921												
62	1:39.709	17.264												
47	1:39.932	18.991												
21	1:39.836	19.598												
51	1:40.182	21.039												
1	1:39.911	24.432												
5	1:40.375	29.117												
91	1:40.321	29.747												
6	1:40.166	30.147												
20	1:40.415	33.500												
9	1:41.563	43.920												
2	1:41.299	44.623												
<b>Lap 17</b>														
98	1:39.394													
8	1:38.978	7.825												
3	1:40.079	9.728												
45	1:39.945	15.673												
7	1:39.730	16.284												
4	1:39.814	17.341												
62	1:39.933	17.803												
47	1:40.107	19.704												
21	1:40.097	20.301												
51	1:39.743	21.388												
1	1:40.101	25.139												
5	1:40.588	30.311												
91	1:40.434	30.787												
6	1:40.489	31.242												
20	1:40.968	35.074												
9	1:40.887	45.413												
2	1:41.234	46.463												
<b>Lap 18</b>														
98	1:39.990													
8	1:39.684	7.519												
3	1:39.843	9.581												
45	1:40.282	15.965												



## Euroformula Open


Circuito de Jerez

Race 1

Analysis

■ Personal Best   
 ■ Session Best   
 ■ Crossing the finish line in pit lane


Lap	Time	Sector 1	Sector 2	Sector 3	Kph	Elapsed	Lap	Time	Sector 1	Sector 2	Sector 3	Kph	Elapsed	
<b>1</b>	<b>Antoni Ptak</b>						POL							
	RP Motorsport						Dallara F312							
1	1:51.070	47.868	27.881	35.321	143.5	1:51.070	13	1:39.723	38.127	26.679	34.917	159.9	21:35.433	
2	1:41.294	39.171	27.180	34.943	157.4	3:32.364	14	1:39.884	38.321	26.637	34.926	159.6	23:15.317	
3	1:40.200	38.204	27.041	34.955	159.1	5:12.564	15	1:39.586	38.198	26.571	34.817	160.1	24:54.903	
4	1:40.026	38.325	26.741	34.960	159.4	6:52.590	16	1:40.660	38.116	27.451	35.093	158.4	26:35.563	
5	1:39.963	38.413	26.908	<b>34.642</b>	159.5	8:32.553	17	1:40.079	38.348	26.790	34.941	159.3	28:15.642	
6	1:40.225	38.221	27.053	34.951	159.1	10:12.778	18	1:39.843	38.191	26.666	34.986	159.7	29:55.485	
7	1:40.133	38.404	26.854	34.875	159.2	11:52.911								
8	1:40.010	38.514	26.827	34.669	159.4	13:32.921								
9	1:39.879	38.472	26.615	34.792	159.6	15:12.800								
10	1:39.655	<b>38.104</b>	26.659	34.892	160.0	16:52.455								
11	<b>1:39.465</b>	38.157	26.600	34.708	160.3	18:31.920								
12	1:39.696	38.270	26.575	34.851	159.9	20:11.616								
13	1:39.780	38.173	26.734	34.873	159.8	21:51.396								
14	1:39.964	38.268	26.664	35.032	159.5	23:31.360								
15	1:39.681	38.310	<b>26.567</b>	34.804	159.9	25:11.041								
16	1:39.911	38.252	26.722	34.937	159.5	26:50.952								
17	1:40.101	38.351	26.716	35.034	159.2	28:31.053								
18	1:40.177	38.216	26.768	35.193	159.1	30:11.230								
<b>2</b>	<b>Kantadhee Kusiri</b>						THA							
	RP Motorsport						Dallara F312							
1	1:54.616	48.727	28.610	37.279	139.1	1:54.616								
2	1:40.879	38.930	<b>26.760</b>	<b>35.189</b>	158.0	3:35.495								
3	1:41.436	38.589	27.267	35.580	157.2	5:16.931								
4	1:41.236	38.508	27.252	35.476	157.5	6:58.167								
5	1:40.699	<b>38.414</b>	27.081	35.204	158.3	8:38.866								
6	1:40.660	38.497	26.842	35.321	158.4	10:19.526								
7	1:41.106	38.576	27.026	35.504	157.7	12:00.632								
8	1:41.994	39.208	27.082	35.704	156.3	13:42.626								
9	<b>1:40.630</b>	38.590	26.801	35.239	158.4	15:23.256								
10	1:41.092	38.773	26.968	35.351	157.7	17:04.348								
11	1:40.896	38.734	26.947	35.215	158.0	18:45.244								
12	1:41.131	38.763	26.987	35.381	157.6	20:26.375								
13	1:40.951	38.725	27.036	35.190	157.9	22:07.326								
14	1:41.122	38.629	26.974	35.519	157.6	23:48.448								
15	1:41.396	38.697	27.045	35.654	157.2	25:29.844								
16	1:41.299	38.772	27.037	35.490	157.4	27:11.143								
17	1:41.234	38.575	27.101	35.558	157.5	28:52.377								
18	1:41.775	38.894	27.176	35.705	156.6	30:34.152								
<b>3</b>	<b>Damiano Fioravanti</b>						ITA							
	RP Motorsport						Dallara F312							
1	1:45.282	44.353	<b>26.340</b>	34.589	151.4	1:45.282								
2	<b>1:38.473</b>	<b>37.628</b>	26.349	34.496	161.9	3:23.755								
3	1:38.989	38.014	26.454	34.521	161.0	5:02.744								
4	1:38.853	37.984	26.421	<b>34.448</b>	161.3	6:41.597								
5	1:39.230	38.015	26.574	34.641	160.6	8:20.827								
6	1:39.195	38.056	26.496	34.643	160.7	10:00.022								
7	1:39.095	37.892	26.508	34.695	160.9	11:39.117								
8	1:39.450	38.159	26.594	34.697	160.3	13:18.567								
9	1:39.425	38.199	26.551	34.675	160.3	14:57.992								
10	1:39.122	37.917	26.510	34.695	160.8	16:37.114								
11	1:39.389	38.077	26.618	34.694	160.4	18:16.503								
12	1:39.207	38.052	26.476	34.679	160.7	19:55.710								
<b>4</b>	<b>Tatiana Calderon</b>						COL							
	RP Motorsport						Dallara F312							
1	1:47.588	46.141	26.868	<b>34.579</b>	148.2	1:47.588								
2	<b>1:39.343</b>	38.069	26.671	34.603	160.5	3:26.931								
3	1:39.650	38.114	26.761	34.775	160.0	5:06.581								
4	1:39.640	<b>38.004</b>	26.735	34.901	160.0	6:46.221								
5	1:39.490	38.185	<b>26.593</b>	34.712	160.2	8:25.711								
6	1:39.489	38.128	26.650	34.711	160.2	10:05.200								
7	1:39.499	38.137	26.683	34.679	160.2	11:44.699								
8	1:39.537	38.178	26.639	34.720	160.1	13:24.236								
9	1:39.534	38.131	26.659	34.744	160.2	15:03.770								
10	1:39.799	38.144	26.628	35.027	159.7	16:43.569								
11	1:39.773	38.343	26.690	34.740	159.8	18:23.342								
12	1:39.775	38.140	26.676	34.959	159.8	20:03.117								
13	1:40.201	38.116	26.994	35.091	159.1	21:43.318								
14	1:40.116	38.244	26.852	35.020	159.2	23:23.434								
15	1:40.121	38.506	26.794	34.821	159.2	25:03.555								
16	1:39.886	38.143	26.728	35.015	159.6	26:43.441								
17	1:39.814	38.254	26.695	34.865	159.7	28:23.255								
18	1:40.540	38.367	27.008	35.165	158.6	30:03.795								
<b>5</b>	<b>Tanart Sathienthirakul</b>						THA							
	RP Motorsport						Dallara F312							
1	1:51.596	47.863	28.259	35.474	142.8	1:51.596								
2	1:41.312	38.763	27.534	35.015	157.3	3:32.908								
3	1:40.181	38.326	26.921	34.934	159.1	5:13.089								
4	1:40.221	<b>38.169</b>	26.996	35.056	159.1	6:53.310								
5	<b>1:40.006</b>	38.311	26.847	34.848	159.4	8:33.316								
6	1:40.098	38.314	26.802	34.982	159.3	10:13.414								
7	1:40.147	38.388	26.783	34.976	159.2	11:53.561								
8	1:40.513	38.444	26.923	35.146	158.6	13:34.074								
9	1:40.634	38.901	26.735	34.998	158.4	15:14.708								
10	1:40.091	38.476	<b>26.633</b>	34.982	159.3	16:54.799								
11	1:40.110	38.547	26.759	<b>34.804</b>	159.2	18:34.909								
12	1:40.008	38.403	26.732	34.873	159.4	20:14.917								
13	1:40.157	38.450	26.829	34.878	159.2	21:55.074								
14	1:40.131	38.387	26.844	34.900	159.2	23:35.205								
15	1:40.057	38.398	26.701	34.958	159.3	25:15.262								
16	1:40.375	38.491	26.873	35.011	158.8	26:55.637								
17	1:40.588	38.576	26.943	35.069	158.5	28:36.225								
18	1:40.233	38.358	26.914	34.961	159.0	30:16.458								
<b>6</b>	<b>Julio Moreno</b>						ECU							
	Campos Racing						Dallara F312							
1	1:52.740	48.421	28.646	35.673	141.4	1:52.740								
2	1:41.508	38.712	27.531	35.265	157.0	3:34.248								
3	1:41.056	38.398	26.783	35.875	157.7	5:15.304								
4	1:39.731	38.117	<b>26.675</b>	34.939	159.8	6:55.035								
5	1:40.448	38.657	26.812	34.979	158.7	8:35.483								



**Euroformula Open**  
Circuito de Jerez  
Race 1

Analysis

Lap	Time	Sector 1	Sector 2	Sector 3	Kph	Elapsed	Lap	Time	Sector 1	Sector 2	Sector 3	Kph	Elapsed
6	1:39.700	<b>38.021</b>	26.899	34.780	159.9	10:15.183							
7	1:40.880	38.561	27.004	35.315	158.0	11:56.063							
8	<b>1:39.550</b>	38.090	26.723	<b>34.737</b>	160.1	13:35.613							
9	1:40.149	38.108	26.970	35.071	159.2	15:15.762							
10	1:40.131	38.308	26.942	34.881	159.2	16:55.893							
11	1:40.145	38.287	26.981	34.877	159.2	18:36.038							
12	1:40.006	38.428	26.781	34.797	159.4	20:16.044							
13	1:40.336	38.521	26.969	34.846	158.9	21:56.380							
14	1:40.018	38.390	26.682	34.946	159.4	23:36.398							
15	1:40.103	38.384	26.822	34.897	159.2	25:16.501							
16	1:40.166	38.304	26.791	35.071	159.1	26:56.667							
17	1:40.489	38.477	26.952	35.060	158.6	28:37.156							
18	1:40.349	38.365	26.981	35.003	158.9	30:17.505							
<b>7</b>	<b>Diego Menchaca</b>						MEX						
	Campos Racing						Dallara F312						
1	1:47.062	45.750	26.699	34.613	148.9	1:47.062							
2	1:39.357	38.077	26.607	34.673	160.4	3:26.419							
3	1:39.735	37.970	27.015	34.750	159.8	5:06.154							
4	1:39.497	<b>37.893</b>	26.872	34.732	160.2	6:45.651							
5	1:39.327	38.173	26.549	<b>34.605</b>	160.5	8:24.978							
6	1:39.369	37.947	26.650	34.772	160.4	10:04.347							
7	<b>1:39.256</b>	38.074	<b>26.475</b>	34.707	160.6	11:43.603							
8	1:39.678	38.222	26.720	34.736	159.9	13:23.281							
9	1:39.785	38.307	26.686	34.792	159.8	15:03.066							
10	1:39.664	38.129	26.804	34.731	159.9	16:42.730							
11	1:39.765	38.118	26.838	34.809	159.8	18:22.495							
12	1:39.966	38.348	26.755	34.863	159.5	20:02.461							
13	1:40.429	38.465	26.825	35.139	158.7	21:42.890							
14	1:39.801	38.146	26.859	34.796	159.7	23:22.691							
15	1:39.868	38.425	26.665	34.778	159.6	25:02.559							
16	1:39.909	38.247	26.756	34.906	159.6	26:42.468							
17	1:39.730	38.255	26.683	34.792	159.8	28:22.198							
18	1:40.488	38.278	27.142	35.068	158.6	30:02.686							
<b>8</b>	<b>Leonardo Pulcini</b>						ITA						
	Campos Racing						Dallara F312						
1	1:46.598	45.343	26.650	34.605	149.5	1:46.598							
2	1:39.036	37.947	26.441	34.648	161.0	3:25.634							
3	1:39.692	38.583	26.564	34.545	159.9	5:05.326							
4	1:39.623	<b>37.854</b>	27.142	34.627	160.0	6:44.949							
5	1:39.065	38.100	26.505	34.460	160.9	8:24.014							
6	1:39.408	38.157	26.724	34.527	160.4	10:03.422							
7	1:39.310	38.070	26.560	34.680	160.5	11:42.732							
8	1:39.137	37.982	26.595	34.560	160.8	13:21.869							
9	1:38.958	37.980	26.312	34.666	161.1	15:00.827							
10	<b>1:38.614</b>	37.934	26.307	<b>34.373</b>	161.6	16:39.441							
11	1:39.056	38.144	26.370	34.542	160.9	18:18.497							
12	1:38.910	37.956	<b>26.284</b>	34.670	161.2	19:57.407							
13	1:38.757	37.872	26.291	34.594	161.4	21:36.164							
14	1:39.477	38.127	26.541	34.809	160.2	23:15.641							
15	1:39.752	38.312	26.518	34.922	159.8	24:55.393							
16	1:39.368	37.930	26.608	34.830	160.4	26:34.761							
17	1:38.978	38.174	26.359	34.445	161.1	28:13.739							
18	1:39.684	38.094	26.355	35.235	159.9	29:53.423							
<b>9</b>	<b>Gulhuseyn Abdullayev</b>						AZE						
	Campos Racing						Dallara F312						
1	1:53.541	49.115	28.593	35.833	140.4	1:53.541							
2	1:41.646	38.753	27.453	35.440	156.8	3:35.187							
3	1:41.156	38.805	27.069	35.282	157.6	5:16.343							
4	1:41.034	38.666	27.307	35.061	157.8	6:57.377							
5	<b>1:40.671</b>	38.628	26.979	35.064	158.3	8:38.048							
6	1:40.713	38.924	<b>26.756</b>	35.033	158.3	10:18.761							
7	1:41.202	38.856	26.991	35.355	157.5	11:59.963							
8	1:40.954	38.820	27.182	<b>34.952</b>	157.9	13:40.917							
9	1:41.135	38.861	27.031	35.243	157.6	15:22.052							
10	1:41.300	38.638	27.468	35.194	157.4	17:03.352							
11	1:40.871	<b>38.617</b>	27.044	35.210	158.0	18:44.223							
12	1:41.095	38.763	27.079	35.253	157.7	20:25.318							
13	1:41.031	38.922	26.884	35.225	157.8	22:06.349							
14	1:41.422	38.885	26.965	35.572	157.2	23:47.771							
15	1:41.106	38.829	26.935	35.342	157.7	25:28.877							
16	1:41.563	39.116	27.170	35.277	157.0	27:10.440							
17	1:40.887	38.810	26.995	35.082	158.0	28:51.327							
18	1:41.138	38.668	27.177	35.293	157.6	30:32.465							
<b>20</b>	<b>Daniil Pronenko</b>						RUS						
	BVM Racing						Dallara F312						
1	1:52.154	48.167	28.238	35.749	142.1	1:52.154							
2	1:41.845	38.793	27.718	35.334	156.5	3:33.999							
3	1:40.209	38.263	26.822	35.124	159.1	5:14.208							
4	1:40.519	38.327	26.981	35.211	158.6	6:54.727							
5	1:40.094	38.509	<b>26.589</b>	34.996	159.3	8:34.821							
6	<b>1:39.943</b>	<b>38.185</b>	26.913	34.845	159.5	10:14.764							
7	1:41.872	39.770	27.339	<b>34.763</b>	156.5	11:56.636							
8	1:40.335	38.514	26.917	34.904	158.9	13:36.971							
9	1:40.072	38.338	26.750	34.984	159.3	15:17.043							
10	1:40.583	38.483	26.800	35.300	158.5	16:57.626							
11	1:40.265	38.532	26.664	35.069	159.0	18:37.891							
12	1:40.304	38.546	26.727	35.031	158.9	20:18.195							
13	1:40.363	38.550	26.830	34.983	158.8	21:58.558							
14	1:40.748	38.640	26.866	35.242	158.2	23:39.306							
15	1:40.299	38.499	26.683	35.117	158.9	25:19.605							
16	1:40.415	38.582	26.718	35.115	158.7	27:00.020							
17	1:40.968	38.601	26.921	35.446	157.9	28:40.988							
18	1:40.898	38.525	26.876	35.497	158.0	30:21.886							
<b>21</b>	<b>Ye Hongli</b>						CHN						
	BVM Racing						Dallara F312						
1	1:49.859	46.767	27.903	35.189	145.1	1:49.859							
2	1:40.044	38.441	26.808	34.795	159.3	3:29.903							
3	1:39.644	38.205	26.650	34.789	160.0	5:09.547							
4	1:39.658	38.208	26.647	34.803	160.0	6:49.205							
5	1:39.598	38.294	<b>26.429</b>	34.875	160.1	8:28.803							
6	1:39.543	38.338	26.467	<b>34.738</b>	160.1	10:08.346							
7	<b>1:39.482</b>	38.139	26.575	34.768	160.2	11:47.828							
8	1:39.823	38.159	26.634	35.030	159.7	13:27.651							
9	1:39.822	38.280	26.611	34.931	159.7	15:07.473							
10	1:39.676	38.330	26.456	34.890	159.9	16:47.149							



## Euroformula Open

### Circuito de Jerez

### Race 1

## Analysis

■ Personal Best   
 ■ Session Best   
 ■ Crossing the finish line in pit lane

Lap	Time	Sector 1	Sector 2	Sector 3	Kph	Elapsed	Lap	Time	Sector 1	Sector 2	Sector 3	Kph	Elapsed
13	1:39.735	38.148	26.696	34.891	159.8	21:46.734	6	1:39.678	38.400	26.709	34.569	159.9	10:09.586
14	1:39.796	<b>38.135</b>	26.556	35.105	159.7	23:26.530	7	<b>1:39.514</b>	38.294	26.725	<b>34.495</b>	160.2	11:49.100
15	1:39.752	38.223	26.620	34.909	159.8	25:06.282	8	1:39.805	38.549	26.617	34.639	159.7	13:28.905
16	1:39.836	38.261	26.758	34.817	159.7	26:46.118	9	1:39.736	38.408	26.690	34.638	159.8	15:08.641
17	1:40.097	38.411	26.734	34.952	159.3	28:26.215	10	1:39.529	38.345	26.607	34.577	160.2	16:48.170
18	1:40.252	38.297	26.875	35.080	159.0	30:06.467	11	1:39.859	38.372	26.730	34.757	159.6	18:28.029

45 Harison Scott							GBR						
Teo Martin Motorsport							Dallara F312						
1	1:45.952	44.952	26.518	34.482	150.5	1:45.952							
2	1:39.266	<b>38.019</b>	26.509	34.738	160.6	3:25.218							
3	1:39.641	38.553	26.576	34.512	160.0	5:04.859							
4	1:39.511	38.045	27.026	<b>34.440</b>	160.2	6:44.370							
5	1:39.290	38.292	26.508	34.490	160.5	8:23.660							
6	1:39.312	38.209	26.593	34.510	160.5	10:02.972							
7	<b>1:39.176</b>	38.202	<b>26.447</b>	34.527	160.7	11:42.148							
8	1:40.567	38.455	27.274	34.838	158.5	13:22.715							
9	1:39.663	38.405	26.617	34.641	159.9	15:02.378							
10	1:39.671	38.368	26.591	34.712	159.9	16:42.049							
11	1:39.951	38.386	26.729	34.836	159.5	18:22.000							
12	1:40.029	38.429	26.844	34.756	159.4	20:02.029							
13	1:39.873	38.378	26.665	34.830	159.6	21:41.902							
14	1:39.908	38.507	26.668	34.733	159.6	23:21.810							
15	1:40.028	38.399	26.735	34.894	159.4	25:01.838							
16	1:39.804	38.342	26.796	34.666	159.7	26:41.642							
17	1:39.945	38.377	26.756	34.812	159.5	28:21.587							
18	1:40.282	38.450	26.851	34.981	159.0	30:01.869							


47 Keyvan Andres							DEU						
Carlin Motorsports							Dallara F312						
1	1:49.292	46.856	27.418	35.018	145.9	1:49.292							
2	1:39.923	38.668	26.557	34.698	159.5	3:29.215							
3	1:39.698	38.411	26.530	34.757	159.9	5:08.913							
4	<b>1:39.334</b>	<b>38.207</b>	26.512	34.615	160.5	6:48.247							
5	1:39.446	38.301	<b>26.454</b>	34.691	160.3	8:27.693							
6	1:39.521	38.287	26.626	<b>34.608</b>	160.2	10:07.214							
7	1:39.661	38.232	26.636	34.793	160.0	11:46.875							
8	1:40.027	38.482	26.680	34.865	159.4	13:26.902							
9	1:39.797	38.444	26.564	34.789	159.7	15:06.699							
10	1:39.711	38.360	26.492	34.859	159.9	16:46.410							
11	1:40.083	38.540	26.613	34.930	159.3	18:26.493							
12	1:39.586	38.271	26.575	34.740	160.1	20:06.079							
13	1:39.830	38.412	26.545	34.873	159.7	21:45.909							
14	1:39.868	38.428	26.563	34.877	159.6	23:25.777							
15	1:39.802	38.403	26.538	34.861	159.7	25:05.579							
16	1:39.932	38.304	26.707	34.921	159.5	26:45.511							
17	1:40.107	38.394	26.700	35.013	159.2	28:25.618							
18	1:39.888	38.423	26.640	34.825	159.6	30:05.506							

51 Ameya Vaidyanathan							IND						
Carlin Motorsports							Dallara F312						
1	1:50.517	47.334	27.514	35.669	144.2	1:50.517							
2	1:40.167	38.664	26.661	34.842	159.1	3:30.684							
3	1:39.785	38.415	26.747	34.623	159.8	5:10.469							
4	1:39.705	<b>38.236</b>	26.858	34.611	159.9	6:50.174							
5	1:39.734	38.471	<b>26.514</b>	34.749	159.8	8:29.908							

62 Ferdinand Habsburg							AUT						
Drivex School							Dallara F312						
1	1:48.305	46.380	27.128	34.797	147.2	1:48.305							
2	<b>1:39.370</b>	38.052	26.508	34.810	160.4	3:27.675							
3	1:39.490	37.991	26.564	34.935	160.2	5:07.165							
4	1:39.461	38.136	<b>26.478</b>	34.847	160.3	6:46.626							
5	1:39.411	38.142	26.568	34.701	160.4	8:26.037							
6	1:39.559	38.257	26.488	34.814	160.1	10:05.596							
7	1:39.515	<b>37.939</b>	26.889	<b>34.687</b>	160.2	11:45.111							
8	1:39.595	38.112	26.647	34.836	160.1	13:24.706							
9	1:39.517	38.126	26.509	34.882	160.2	15:04.223							
10	1:39.506	38.149	26.507	34.850	160.2	16:43.729							
11	1:40.076	38.661	26.556	34.859	159.3	18:23.805							
12	1:39.596	38.058	26.566	34.972	160.1	20:03.401							
13	1:40.304	38.301	26.843	35.160	158.9	21:43.705							
14	1:40.036	38.301	26.695	35.040	159.4	23:23.741							
15	1:40.334	38.361	27.084	34.889	158.9	25:04.075							
16	1:39.709	38.115	26.554	35.040	159.9	26:43.784							
17	1:39.933	38.307	26.631	34.995	159.5	28:23.717							
18	1:40.472	38.075	27.206	35.191	158.7	30:04.189							

72 Nikita Zlobin							RUS						
Teo Martin Motorsport							Dallara F312						
1	1:50.589	47.771	27.435	35.383	144.1	1:50.589							
2	1:41.138	39.585	<b>26.681</b>	34.872	157.6	3:31.727							
3	<b>1:39.917</b>	<b>38.154</b>	26.987	34.776	159.5	5:11.644							
4	1:40.155	38.342	27.044	<b>34.769</b>	159.2	6:51.799							
5	1:40.035	38.331	26.928	34.776	159.4	8:31.834							
6	1:40.332	38.577	26.784	34.971	158.9	10:12.166							
7	1:47.881	38.449	29.578	39.854	147.8	12:00.047							

91 Vassily Romanov							RUS						
Drivex School							Dallara F312						
1	1:52.408	48.254	28.527	35.627	141.8	1:52.408							
2	1:40.992	38.734	27.178	35.080	157.8	3:33.400							
3	1:40.166	38.280	26.903	34.983	159.1	5:13.566							
4	1:40.160	38.304	26.835	35.021	159.2	6:53.726							
5	1:40.183	38.405	26.841	34.937	159.1	8:33.909							
6	1:39.976	38.238	26.843	34.895	159.4	10:13.885							
7	1:40.333	38.382	27.083	<b>34.868</b>	158.9	11:54.218							
8	1:40.400	38.286	26.811	35.303	158.8	13:34.618							
9	1:40.777	38.704	26.918	35.155	158.2	15:15.395							



## Euroformula Open


Circuito de Jerez

Race 1

Analysis

Lap	Time	Sector 1	Sector 2	Sector 3	Kph	Elapsed	Lap	Time	Sector 1	Sector 2	Sector 3	Kph	Elapsed
10	1:40.063	38.280	26.677	35.106	159.3	16:55.458							
11	1:40.150	<b>38.198</b>	26.920	35.032	159.2	18:35.608							
12	1:40.168	38.363	26.733	35.072	159.1	20:15.776							
13	1:40.088	38.348	26.751	34.989	159.3	21:55.864							
14	1:40.171	38.226	26.766	35.179	159.1	23:36.035							
15	<b>1:39.911</b>	38.251	<b>26.643</b>	35.017	159.5	25:15.946							
16	1:40.321	38.319	26.893	35.109	158.9	26:56.267							
17	1:40.434	38.278	27.025	35.131	158.7	28:36.701							
18	1:40.354	38.337	26.934	35.083	158.8	30:17.055							

98 Colton Herta		Carlin Motorsports		Dallara F312		USA	
1	1:43.994	43.555	26.153	<b>34.286</b>	153.3	1:43.994	
2	<b>1:38.181</b>	<b>37.710</b>	<b>26.136</b>	34.335	162.4	3:22.175	
3	1:38.532	37.955	26.285	34.292	161.8	5:00.707	
4	1:38.659	37.815	26.190	34.654	161.6	6:39.366	
5	1:38.907	38.047	26.357	34.503	161.2	8:18.273	
6	1:38.570	37.902	26.217	34.451	161.7	9:56.843	
7	1:38.814	38.014	26.331	34.469	161.3	11:35.657	
8	1:39.071	38.171	26.401	34.499	160.9	13:14.728	
9	1:39.081	38.069	26.472	34.540	160.9	14:53.809	
10	1:39.114	38.174	26.314	34.626	160.8	16:32.923	
11	1:39.009	38.021	26.451	34.537	161.0	18:11.932	
12	1:39.172	38.122	26.469	34.581	160.7	19:51.104	
13	1:38.912	38.110	26.332	34.470	161.2	21:30.016	
14	1:39.126	38.125	26.275	34.726	160.8	23:09.142	
15	1:38.561	37.876	26.169	34.516	161.7	24:47.703	
16	1:38.817	37.959	26.372	34.486	161.3	26:26.520	
17	1:39.394	38.170	26.549	34.675	160.4	28:05.914	
18	1:39.990	38.267	26.590	35.133	159.4	29:45.904	



## Euroformula Open

Circuito de Jerez

Qualifying 2

Classification

Nr.	Driver	Nat	Team	Car		Time	Lap	Total	Gap	Kph	
1	62 Ferdinand Habsburg	AUT	Drivex School	Dallara F312	RT/F3E	<b>1:35.003</b>	10	10	-	-	<b>167.8</b>
2	8 Leonardo Pulcini	ITA	Campos Racing	Dallara F312	F3E	<b>1:35.051</b>	9	10	+0.048	+0.048	<b>167.7</b>
3	98 Colton Herta	USA	Carlin Motorsports	Dallara F312	RT/F3E	<b>1:35.108</b>	11	13	+0.105	+0.057	<b>167.6</b>
4	45 Harison Scott	GBR	Teo Martin Motorsport	Dallara F312	RT	<b>1:35.125</b>	9	10	+0.122	+0.017	<b>167.6</b>
5	91 Vassily Romanov	RUS	Drivex School	Dallara F312	RT	<b>1:35.381</b>	9	10	+0.378	+0.256	<b>167.1</b>
6	7 Diego Menchaca	MEX	Campos Racing	Dallara F312	F3E	<b>1:35.573</b>	10	11	+0.570	+0.192	<b>166.8</b>
7	51 Ameya Vaidyanathan	IND	Carlin Motorsports	Dallara F312	RT/F3E	<b>1:35.597</b>	9	10	+0.594	+0.024	<b>166.8</b>
8	3 Damiano Fioravanti	ITA	RP Motorsport	Dallara F312	F3E	<b>1:35.712</b>	8	10	+0.709	+0.115	<b>166.5</b>
9	4 Tatiana Calderon	COL	RP Motorsport	Dallara F312	F3E	<b>1:35.719</b>	9	9	+0.716	+0.007	<b>166.5</b>
10	72 Nikita Zlobin	RUS	Teo Martin Motorsport	Dallara F312	F3E	<b>1:35.788</b>	10	11	+0.785	+0.069	<b>166.4</b>
11	6 Julio Moreno	ECU	Campos Racing	Dallara F312	F3E	<b>1:35.972</b>	11	11	+0.969	+0.184	<b>166.1</b>
12	21 Ye Hongli	CHN	BVM Racing	Dallara F312	RT/F3E	<b>1:36.122</b>	10	11	+1.119	+0.150	<b>165.8</b>
13	47 Keyvan Andres	DEU	Carlin Motorsports	Dallara F312	RT/F3E	<b>1:36.168</b>	10	12	+1.165	+0.046	<b>165.8</b>
14	1 Antoni Ptak	POL	RP Motorsport	Dallara F312	F3E	<b>1:36.337</b>	8	9	+1.334	+0.169	<b>165.5</b>
15	5 Tanart Sathienthirakul	THA	RP Motorsport	Dallara F312	F3E	<b>1:36.474</b>	9	11	+1.471	+0.137	<b>165.2</b>
16	2 Kantadhee Kusiri	THA	RP Motorsport	Dallara F312	F3E	<b>1:36.547</b>	12	12	+1.544	+0.073	<b>165.1</b>
17	20 Daniil Pronenko	RUS	BVM Racing	Dallara F312	RT/F3E	<b>1:37.048</b>	9	11	+2.045	+0.501	<b>164.3</b>
18	9 Gulhuseyn Abdullayev	AZE	Campos Racing	Dallara F312	RT/F3E	<b>1:37.709</b>	10	12	+2.706	+0.661	<b>163.1</b>

<b>Fastest Lap</b>	Lap 10	Ferdinand Habsburg	<b>1:35.003</b>	167.8 Kph
--------------------	--------	--------------------	-----------------	-----------

Cars 7, 8, 47, 72 and 98 lap times cancelled due to track limits


Published at: .....

Track Status:

**DRY**

Race Director:

Timekeeper:




## Euroformula Open

Circuito de Jerez

Qualifying 2

Best Sector Times

SECTOR 1			SECTOR 2			SECTOR 3			Pos	Driver	Ideal Lap	Best Lap
Pos	Driver	Time	Driver	Time	Driver	Time						
1	62 F.Habsburg	36.408	8 L.Pulcini	25.243	91 V.Romanov	33.152	1	62 F.Habsburg	1:34.902	1:35.003	(1)	
2	8 L.Pulcini	36.478	62 F.Habsburg	25.273	98 C.Herta	33.153	2	8 L.Pulcini	1:34.915	1:35.051	(2)	
3	98 C.Herta	36.523	7 D.Menchaca	25.323	8 L.Pulcini	33.194	3	98 C.Herta	1:35.054	1:35.108	(3)	
4	45 H.Scott	36.575	72 N.Zlobin	25.326	45 H.Scott	33.213	4	45 H.Scott	1:35.117	1:35.125	(4)	
5	3 D.Fioravanti	36.626	45 H.Scott	25.329	62 F.Habsburg	33.221	5	91 V.Romanov	1:35.381	1:35.381	(5)	
6	4 T.Calderon	36.656	98 C.Herta	25.378	51 A.Vaidyanathan	33.293	6	72 N.Zlobin	1:35.461	1:35.788	(10)	
7	7 D.Menchaca	36.715	91 V.Romanov	25.423	72 N.Zlobin	33.329	7	51 A.Vaidyanathan	1:35.467	1:35.597	(7)	
8	51 A.Vaidyanathan	36.731	51 A.Vaidyanathan	25.443	4 T.Calderon	33.342	8	4 T.Calderon	1:35.560	1:35.719	(9)	
9	1 A.Ptak	36.772	3 D.Fioravanti	25.538	6 J.Moreno	33.435	9	7 D.Menchaca	1:35.573	1:35.573	(6)	
10	6 J.Moreno	36.798	21 Y.Hongli	25.550	47 K.Andres	33.470	10	3 D.Fioravanti	1:35.664	1:35.712	(8)	
11	91 V.Romanov	36.806	4 T.Calderon	25.562	3 D.Fioravanti	33.500	11	6 J.Moreno	1:35.830	1:35.972	(11)	
12	72 N.Zlobin	36.806	47 K.Andres	25.578	21 Y.Hongli	33.506	12	47 K.Andres	1:35.984	1:36.168	(13)	
13	47 K.Andres	36.936	6 J.Moreno	25.597	7 D.Menchaca	33.535	13	1 A.Ptak	1:36.052	1:36.337	(14)	
14	5 T.Sathienthirakul	36.968	1 A.Ptak	25.630	5 T.Sathienthirakul	33.625	14	21 Y.Hongli	1:36.122	1:36.122	(12)	
15	21 Y.Hongli	37.066	2 K.Kusiri	25.722	20 D.Pronenko	33.638	15	5 T.Sathienthirakul	1:36.367	1:36.474	(15)	
16	2 K.Kusiri	37.085	5 T.Sathienthirakul	25.774	1 A.Ptak	33.650	16	2 K.Kusiri	1:36.547	1:36.547	(16)	
17	20 D.Pronenko	37.205	20 D.Pronenko	25.881	2 K.Kusiri	33.740	17	20 D.Pronenko	1:36.724	1:37.048	(17)	
18	9 G.Abdullayev	37.416	9 G.Abdullayev	25.929	9 G.Abdullayev	34.146	18	9 G.Abdullayev	1:37.491	1:37.709	(18)	



## Euroformula Open

Circuito de Jerez

Qualifying 2

Fastest Lap Sequence

Practice Time	Driver	Team	Car	Class	Time	Kph	Lap
3:46.733	98 Colton Herta	Carlin Motorsports	Dallara F312	RT/F3E	<b>1:43.236</b>	154.4	2
4:01.325	21 Ye Hongli	BVM Racing	Dallara F312	RT/F3E	<b>1:39.045</b>	160.9	2
5:25.766	98 Colton Herta	Carlin Motorsports	Dallara F312	RT/F3E	<b>1:39.033</b>	161.0	3
5:39.676	21 Ye Hongli	BVM Racing	Dallara F312	RT/F3E	<b>1:38.351</b>	162.1	3
6:33.837	6 Julio Moreno	Campos Racing	Dallara F312	F3E	<b>1:38.266</b>	162.2	2
6:48.767	1 Antoni Ptak	RP Motorsport	Dallara F312	F3E	<b>1:38.252</b>	162.2	2
7:17.202	51 Ameya Vaidyanathan	Carlin Motorsports	Dallara F312	RT/F3E	<b>1:37.955</b>	162.7	4
7:38.931	72 Nikita Zlobin	Teo Martin Motorsport	Dallara F312	F3E	<b>1:37.732</b>	163.1	3
7:59.926	91 Vassiliy Romanov	Drivex School	Dallara F312	RT	<b>1:37.206</b>	164.0	3
8:10.882	6 Julio Moreno	Campos Racing	Dallara F312	F3E	<b>1:37.045</b>	164.3	3
8:44.682	62 Ferdinand Habsburg	Drivex School	Dallara F312	RT/F3E	<b>1:37.030</b>	164.3	3
9:47.510	6 Julio Moreno	Campos Racing	Dallara F312	F3E	<b>1:36.628</b>	165.0	4
10:25.862	8 Leonardo Pulcini	Campos Racing	Dallara F312	F3E	<b>1:36.410</b>	165.3	3
12:02.267	8 Leonardo Pulcini	Campos Racing	Dallara F312	F3E	<b>1:36.405</b>	165.4	4
26:08.443	51 Ameya Vaidyanathan	Carlin Motorsports	Dallara F312	RT/F3E	<b>1:35.759</b>	166.5	8
26:17.072	3 Damiano Fioravanti	RP Motorsport	Dallara F312	F3E	<b>1:35.712</b>	166.5	8
26:26.660	98 Colton Herta	Carlin Motorsports	Dallara F312	RT/F3E	<b>1:35.135</b>	167.6	10
27:35.521	8 Leonardo Pulcini	Campos Racing	Dallara F312	F3E	<b>1:35.051</b>	167.7	9
28:51.673	62 Ferdinand Habsburg	Drivex School	Dallara F312	RT/F3E	<b>1:35.003</b>	167.8	10




**Euroformula Open**  
Circuito de Jerez  
Qualifying 2

Analysis

Personal Best Session Best B Crossing the finish line in pit lane

Lap	Time	Sector 1	Sector 2	Sector 3	Kph	Elapsed	Lap	Time	Sector 1	Sector 2	Sector 3	Kph	Elapsed
<b>1</b> <b>Antoni Ptak</b> POL													
RP Motorsport Dallara F312													
1	5:10.515	4:06.757	28.299	35.459	51.3	5:10.515	2	1:39.830	38.280	26.854	34.696	159.7	6:02.991
2	1:38.252	37.947	26.219	34.086	162.2	6:48.767	3	1:38.177	37.578	26.162	34.437	162.4	7:41.168
3	1:37.239	37.336	25.835	34.068	163.9	8:26.006	4	1:38.274	37.688	26.246	34.340	162.2	9:19.442
4	13:51.413B	38.344	26.848	...	19.2	22:17.419	5	1:37.983	37.604	26.126	34.253	162.7	10:57.425
5	1:54.248	50.953	28.112	35.183	139.5	24:11.667	6	10:09.579B	38.189	27.640	9:03.750	26.2	21:07.004
6	1:37.960	37.884	26.284	33.792	162.7	25:49.627	7	1:56.248	48.874	30.052	37.322	137.1	23:03.252
7	1:36.678	37.114	25.914	33.650	164.9	27:26.305	8	1:42.862	39.260	28.109	35.493	155.0	24:46.114
8	1:36.337	36.772	25.630	33.935	165.5	29:02.642	9	1:36.474	37.013	25.836	33.625	165.2	26:22.588
9	1:36.798	36.939	25.941	33.918	164.7	30:39.440	10	1:36.598	36.968	25.864	33.766	165.0	27:59.186
							11	1:36.682	37.002	25.774	33.906	164.9	29:35.868
<b>2</b> <b>Kantadhee Kusiri</b> THA													
RP Motorsport Dallara F312													
1	2:41.305	1:34.303	29.769	37.233	98.8	2:41.305							
2	1:45.620	39.733	29.002	36.885	150.9	4:26.925							
3	1:39.637	38.399	26.506	34.732	160.0	6:06.562							
4	1:38.808	37.811	26.303	34.694	161.3	7:45.370							
5	1:38.440	37.900	26.091	34.449	161.9	9:23.810							
6	1:38.341	37.762	26.016	34.563	162.1	11:02.151							
7	10:02.496B	42.236	26.488	8:53.772	26.5	21:04.647							
8	1:55.263	49.372	29.202	36.689	138.3	22:59.910							
9	1:43.448	39.484	28.781	35.183	154.1	24:43.358							
10	1:36.767	37.088	25.937	33.742	164.7	26:20.125							
11	1:44.035	40.645	28.661	34.729	153.2	28:04.160							
12	1:36.547	37.085	25.722	33.740	165.1	29:40.707							
<b>3</b> <b>Damiano Fioravanti</b> ITA													
RP Motorsport Dallara F312													
1	4:24.857	3:19.690	28.735	36.432	60.2	4:24.857							
2	1:40.731	38.082	26.799	35.850	158.3	6:05.588							
3	1:37.861	37.499	26.155	34.207	162.9	7:43.449							
4	1:37.418	37.126	26.169	34.123	163.6	9:20.867							
5	11:41.423B	37.385	26.705	...	22.7	21:02.290							
6	1:55.994	50.208	28.968	36.818	137.4	22:58.284							
7	1:43.076	39.903	28.534	34.639	154.7	24:41.360							
8	1:35.712	36.626	25.541	33.545	166.5	26:17.072							
9	1:35.772	36.734	25.538	33.500	166.4	27:52.844							
10	1:36.037	36.779	25.586	33.672	166.0	29:28.881							
<b>4</b> <b>Tatiana Calderon</b> COL													
RP Motorsport Dallara F312													
1	5:16.587	4:09.523	31.223	35.841	50.4	5:16.587							
2	1:38.344	38.054	26.166	34.124	162.1	6:54.931							
3	1:37.165	37.463	25.829	33.873	164.1	8:32.096							
4	1:37.500	37.407	26.131	33.962	163.5	10:09.596							
5	12:13.529B	37.478	26.228	...	21.7	22:23.125							
6	1:58.120	51.952	29.427	36.741	135.0	24:21.245							
7	1:41.778	40.769	26.918	34.091	156.6	26:03.023							
8	1:35.782	36.867	25.573	33.342	166.4	27:38.805							
9	1:35.719	36.656	25.562	33.501	166.5	29:14.524							
<b>5</b> <b>Tanart Sathienthirakul</b> THA													
RP Motorsport Dallara F312													
1	4:23.161	3:18.315	28.875	35.971	60.6	4:23.161							
<b>6</b> <b>Julio Moreno</b> ECU													
Campos Racing Dallara F312													
1	4:55.571	3:50.177	29.314	36.080	53.9	4:55.571							
2	1:38.266	38.068	26.310	33.888	162.2	6:33.837							
3	1:37.045	37.294	25.846	33.905	164.3	8:10.882							
4	1:36.628	37.117	25.752	33.759	165.0	9:47.510							
5	1:36.439	37.032	25.782	33.625	165.3	11:23.949							
6	10:41.984B	37.039	26.064	9:38.881	24.8	22:05.933							
7	1:54.068	51.001	27.907	35.160	139.7	24:00.001							
8	1:41.734	37.388	30.341	34.005	156.7	25:41.735							
9	1:36.325	36.938	25.866	33.521	165.5	27:18.060							
10	1:36.115	36.798	25.667	33.650	165.9	28:54.175							
11	1:35.972	36.940	25.597	33.435	166.1	30:30.147							
<b>7</b> <b>Diego Menchaca</b> MEX													
Campos Racing Dallara F312													
1	5:20.838	4:16.677	28.248	35.913	49.7	5:20.838							
2	1:41.097	39.117	27.253	34.727	157.7	7:01.935							
3	1:37.442	37.411	26.097	33.934	163.6	8:39.377							
4	1:37.167	37.263	25.721	34.183	164.1	10:16.544							
5	1:37.133	37.156	25.852	34.125	164.1	11:53.677							
6	8:40.217B	37.329	25.960	7:36.928	30.6	20:33.894							
7	1:54.143	49.454	28.224	36.465	139.7	22:28.037							
8	1:40.154	38.259	28.032	33.863	159.2	24:08.191							
9	1:35.782	36.868	25.360	33.554	166.4	25:43.973							
10	1:35.573	36.715	25.323	33.535	166.8	27:19.546							
11	1:40.719	40.106	26.856	33.757	158.3	29:00.265							
<b>8</b> <b>Leonardo Pulcini</b> ITA													
Campos Racing Dallara F312													
1	7:11.438	6:04.901	29.530	37.007	36.9	7:11.438							
2	1:38.014	37.867	26.104	34.043	162.6	8:49.452							
3	1:36.410	37.089	25.652	33.669	165.3	10:25.862							
4	1:36.405	36.889	25.717	33.799	165.4	12:02.267							
5	1:36.580	37.009	25.606	33.965	165.1	13:38.847							
6	8:50.104B	37.184	25.952	7:46.968	30.1	22:28.951							
7	1:51.691	48.550	27.560	35.581	142.7	24:20.642							
8	1:39.828	38.815	26.799	34.214	159.7	26:00.470							
9	1:35.051	36.600	25.257	33.194	167.7	27:35.521							
10	1:35.228	36.478	25.243	33.507	167.4	29:10.749							
<b>9</b> <b>Gulhuseyn Abdullayev</b> AZE													
Campos Racing Dallara F312													
1	2:13.929	1:07.757	29.792	36.380	119.0	2:13.929							
2	1:43.843	39.439	28.937	35.467	153.5	3:57.772							



**Euroformula Open**  
Circuito de Jerez  
Qualifying 2

Analysis

Lap	Time	Sector 1	Sector 2	Sector 3	Kph	Elapsed	Lap	Time	Sector 1	Sector 2	Sector 3	Kph	Elapsed
3	1:39.680	38.342	26.614	34.724	159.9	5:37.452	3	1:38.614	37.889	26.214	34.511	161.6	6:40.992
4	1:38.801	37.916	26.319	34.566	161.3	7:16.253	4	1:37.724	37.580	26.032	34.112	163.1	8:18.716
5	1:39.353	37.961	26.502	34.890	160.4	8:55.606	5	1:39.284	37.517	26.143	35.624	160.6	9:58.000
6	9:11.958 <b>B</b>	38.249	28.234	8:05.475	28.9	18:07.564	6	10:55.457 <b>B</b>	38.946	26.544	9:49.967	24.3	20:53.457
7	1:54.503	48.762	29.787	35.954	139.2	20:02.067	7	1:54.088	49.564	28.946	35.578	139.7	22:47.545
8	1:40.879	39.419	27.176	34.284	158.0	21:42.946	8	1:39.457	38.671	26.512	34.274	160.3	24:27.002
9	1:38.110	37.892	26.072	<b>34.146</b>	162.5	23:21.056	9	1:36.377	37.069	25.715	33.593	165.4	26:03.379
10	<b>1:37.709</b>	37.552	25.979	34.178	163.1	24:58.765	10	<b>1:36.168</b>	36.977	25.721	<b>33.470</b>	165.8	27:39.547
11	1:37.804	<b>37.416</b>	25.982	34.406	163.0	26:36.569	11	1:36.180	<b>36.936</b>	<b>25.578</b>	33.666	165.7	29:15.727
12	1:38.017	37.640	<b>25.929</b>	34.448	162.6	28:14.586	12	1:36.321	36.944	25.732	33.645	165.5	30:52.048

**20 Daniil Pronenko** RUS  
BVM Racing Dallara F312

1	2:24.780	1:20.457	28.379	35.944	110.1	2:24.780
2	1:39.673	38.533	26.544	34.596	159.9	4:04.453
3	1:38.423	37.954	26.218	34.251	162.0	5:42.876
4	1:38.387	37.739	26.182	34.466	162.0	7:21.263
5	1:38.905	37.723	26.672	34.510	161.2	9:00.168
6	12:34.863 <b>B</b>	37.697	26.434	...	21.1	21:35.031
7	1:56.505	50.074	29.585	36.846	136.8	23:31.536
8	1:37.745	37.572	26.252	33.921	163.1	25:09.281
9	<b>1:37.048</b>	37.449	25.961	<b>33.638</b>	164.3	26:46.329
10	1:49.554	<b>37.205</b>	<b>25.881</b>	46.468	145.5	28:35.883
11	1:37.090	37.249	26.113	33.728	164.2	30:12.973

**21 Ye Hongli** CHN  
BVM Racing Dallara F312

1	2:22.280	1:17.676	29.168	35.436	112.0	2:22.280
2	1:39.045	38.336	26.522	34.187	160.9	4:01.325
3	1:38.351	37.722	26.153	34.476	162.1	5:39.676
4	1:38.933	38.061	26.121	34.751	161.1	7:18.609
5	1:37.840	37.519	26.168	34.153	162.9	8:56.449
6	12:36.779 <b>B</b>	37.750	26.543	...	21.1	21:33.228
7	1:57.066	50.442	28.637	37.987	136.2	23:30.294
8	1:38.537	37.539	26.446	34.552	161.8	25:08.831
9	1:36.512	37.383	25.602	33.527	165.2	26:45.343
10	<b>1:36.122</b>	<b>37.066</b>	<b>25.550</b>	<b>33.506</b>	165.8	28:21.465
11	1:36.477	37.136	25.612	33.729	165.2	29:57.942

**45 Harison Scott** GBR  
Teo Martin Motorsport Dallara F312

1	6:10.658	4:58.609	31.961	40.088	43.0	6:10.658
2	1:39.872	38.440	26.909	34.523	159.6	7:50.530
3	1:37.572	37.898	25.999	33.675	163.4	9:28.102
4	1:36.643	37.171	25.872	33.600	164.9	11:04.745
5	10:40.267 <b>B</b>	37.417	26.051	9:36.799	24.9	21:45.012
6	2:01.987	55.511	29.882	36.594	130.7	23:46.999
7	1:45.900	39.051	28.769	38.080	150.5	25:32.899
8	1:35.669	36.903	25.553	<b>33.213</b>	166.6	27:08.568
9	<b>1:35.125</b>	<b>36.575</b>	<b>25.329</b>	33.221	167.6	28:43.693
10	1:35.500	36.631	25.522	33.347	166.9	30:19.193

**47 Keyvan Andres** DEU  
Carlin Motorsports Dallara F312

1	3:21.960	2:16.559	29.268	36.133	78.9	3:21.960
2	1:40.418	38.894	26.841	34.683	158.7	5:02.378

**51 Ameya Vaidyanathan** IND  
Carlin Motorsports Dallara F312

1	2:07.423	59.147	30.543	37.733	125.1	2:07.423
2	1:47.163	41.199	29.892	36.072	148.8	3:54.586
3	1:44.661	38.290	26.564	39.807	152.3	5:39.247
4	1:37.955	37.774	26.043	34.138	162.7	7:17.202
5	13:43.856 <b>B</b>	37.500	32.155	...	19.3	21:01.058
6	1:53.062	48.000	29.184	35.878	141.0	22:54.120
7	1:38.564	37.960	26.051	34.553	161.7	24:32.684
8	1:35.759	36.844	25.622	<b>33.293</b>	166.5	26:08.443
9	<b>1:35.597</b>	<b>36.731</b>	<b>25.443</b>	33.423	166.8	27:44.040
10	1:36.360	37.059	25.667	33.634	165.4	29:20.400

**62 Ferdinand Habsburg** AUT  
Drivex School Dallara F312


1	5:23.424	4:18.999	28.638	35.787	49.3	5:23.424
2	1:44.228	39.349	26.682	38.197	152.9	7:07.652
3	1:37.030	37.331	25.894	33.805	164.3	8:44.682
4	1:36.995	37.203	25.835	33.957	164.3	10:21.677
5	1:37.340	37.430	25.913	33.997	163.8	11:59.017
6	9:38.229 <b>B</b>	37.932	26.258	8:34.039	27.6	21:37.246
7	2:03.818	56.805	28.317	38.696	128.7	23:41.064
8	1:56.799	47.122	32.002	37.675	136.5	25:37.863
9	1:38.807	39.580	26.006	<b>33.221</b>	161.3	27:16.670
10	<b>1:35.003</b>	<b>36.408</b>	<b>25.273</b>	33.322	167.8	28:51.673

**72 Nikita Zlobin** RUS  
Teo Martin Motorsport Dallara F312

1	4:19.364	3:12.703	29.676	36.985	61.5	4:19.364
2	1:41.835	39.034	27.201	35.600	156.5	6:01.199
3	1:37.732	37.576	26.026	34.130	163.1	7:38.931
4	1:37.454	37.568	25.905	33.981	163.6	9:16.385
5	1:37.281	37.378	25.849	34.054	163.9	10:53.666
6	10:53.051 <b>B</b>	37.497	26.185	9:49.369	24.4	21:46.717
7	2:02.793	56.459	29.026	37.308	129.8	23:49.510
8	1:44.992	38.938	27.278	38.776	151.8	25:34.502
9	1:35.894	37.096	25.469	<b>33.329</b>	166.2	27:10.396
10	<b>1:35.788</b>	<b>36.806</b>	<b>25.326</b>	33.656	166.4	28:46.184
11	1:35.948	36.856	25.500	33.592	166.1	30:22.132

**91 Vassily Romanov** RUS  
Drivex School Dallara F312

1	4:42.473	3:37.250	29.015	36.208	56.4	4:42.473
2	1:40.247	39.064	26.988	34.195	159.0	6:22.720
3	1:37.206	37.303	25.954	33.949	164.0	7:59.926




**Euroformula Open**  
Circuito de Jerez  
Qualifying 2

Analysis

■ Personal Best   ■ Session Best   **B** Crossing the finish line in pit lane

Lap	Time	Sector 1	Sector 2	Sector 3	Kph	Elapsed	Lap	Time	Sector 1	Sector 2	Sector 3	Kph	Elapsed
4	1:37.310	37.283	25.955	34.072	163.8	9:37.236							
5	1:37.327	37.358	25.971	33.998	163.8	11:14.563							
6	10:27.904 <b>B</b>	37.353	26.641	9:23.910	25.4	21:42.467							
7	1:59.519	54.189	28.556	36.774	133.4	23:41.986							
8	1:44.296	40.494	30.177	33.625	152.8	25:26.282							
9	<b>1:35.381</b>	<b>36.806</b>	<b>25.423</b>	<b>33.152</b>	167.1	27:01.663							
10	1:39.174	36.821	25.973	36.380	160.7	28:40.837							

98		Colton Herta	USA										
		Carlin Motorsports	Dallara F312										
1	2:03.497	55.456	29.658	38.383	129.1	2:03.497							
2	1:43.236	38.960	27.449	36.827	154.4	3:46.733							
3	1:39.033	38.121	26.461	34.451	161.0	5:25.766							
4	1:38.981	38.280	26.485	34.216	161.0	7:04.747							
5	1:37.849	37.597	26.134	34.118	162.9	8:42.596							
6	1:38.072	37.525	25.969	34.578	162.5	10:20.668							
7	10:47.900 <b>B</b>	40.462	26.749	9:40.689	24.6	21:08.568							
8	2:06.499	55.632	29.316	41.551	126.0	23:15.067							
9	1:36.458	37.445	25.700	33.313	165.3	24:51.525							
10	1:35.135	36.604	<b>25.378</b>	<b>33.153</b>	167.6	26:26.660							
11	<b>1:35.108</b>	<b>36.523</b>	25.425	33.160	167.6	28:01.768							
12	1:42.293	36.612	30.566	35.115	155.8	29:44.061							
13	1:35.464	36.723	25.415	33.326	167.0	31:19.525							




**Euroformula Open**  
Circuito de Jerez  
Race 2 (18 laps, 79,7 km. / Max. 35')

Starting Grid

1:37.048	<b>Daniil Pronenko</b>	BVM Racing	20	- 9 -	9	Campos Racing	<b>Gulhuseyn Abdullayev</b>	1:37.709
1:36.474	<b>Tanart Sathienthirakul</b>	RP Motorsport	5	- 8 -	2	RP Motorsport	<b>Kantadhee Kusiri</b>	1:36.547
1:36.168	<b>Keyvan Andres</b>	Carlin Motorsports	47	- 7 -	1	RP Motorsport	<b>Antoni Ptak</b>	1:36.337
1:35.972	<b>Julio Moreno</b>	Campos Racing	6	- 6 -	21	BVM Racing	<b>Ye Hongli</b>	1:36.122
1:35.719	<b>Tafiana Calderon</b>	RP Motorsport	4	- 5 -	72	Teo Martin Motorsport	<b>Nikita Zlobin</b>	1:35.788
1:35.597	<b>Ameya Vaidyanathan</b>	Carlin Motorsports	51	- 4 -	3	RP Motorsport	<b>Damiano Fioravanti</b>	1:35.712
1:35.381	<b>Vassily Romanov</b>	Drivex School	91	- 3 -	7	Campos Racing	<b>Diego Menchaca</b>	1:35.573
1:35.108	<b>Colton Herta</b>	Carlin Motorsports	98	- 2 -	45	Teo Martin Motorsport	<b>Harison Scott</b>	1:35.125
1:35.003	<b>Ferdinand Habsburg</b>	Drivex School	62	- 1 -	8	Campos Racing	<b>Leonardo Pulcini</b>	1:35.051

**Pole**

Stewards:	Timekeeper:
-----------	-------------



**Circuito de Jerez**  
Euroformula Open  
Race 2 (18 laps, 79,7 km. / Max. 35')

**Final Classification**

Drivers	Nat	Team	Vehicle	Class	Laps	Total Time	Gap	Kph	Best Lap		
									Lap	Time	Kph
<b>1</b> 8 Leonardo Pulcini	ITA	Campos Racing	Dallara F312	F3E	18	<b>29:45.106</b>	-	160.7	2	<b>1:37.841</b>	162.9
<b>2</b> 62 Ferdinand Habsburg	AUT	Drivex School	Dallara F312	RT/F3E	18	<b>29:47.922</b>	+2.816	160.5	3	<b>1:38.189</b>	162.3
<b>3</b> 45 Harison Scott	GBR	Teo Martin Motorsport	Dallara F312	RT	18	<b>29:57.477</b>	+12.371	159.6	3	<b>1:38.809</b>	161.3
<b>4</b> 98 Colton Herta	USA	Carlin Motorsports	Dallara F312	RT/F3E	18	<b>29:58.192</b>	+13.086	159.6	2	<b>1:38.669</b>	161.6
<b>5</b> 91 Vassily Romanov	RUS	Drivex School	Dallara F312	RT	18	<b>30:00.161</b>	+15.055	159.4	2	<b>1:38.949</b>	161.1
<b>6</b> 7 Diego Menchaca	MEX	Campos Racing	Dallara F312	F3E	18	<b>30:03.336</b>	+18.230	159.1	3	<b>1:39.079</b>	160.9
<b>7</b> 4 Tatiana Calderon	COL	RP Motorsport	Dallara F312	F3E	18	<b>30:04.681</b>	+19.575	159.0	3	<b>1:39.210</b>	160.7
<b>8</b> 21 Ye Hongli	CHN	BVM Racing	Dallara F312	RT/F3E	18	<b>30:09.222</b>	+24.116	158.6	3	<b>1:39.256</b>	160.6
<b>9</b> 51 Ameya Vaidyanathan	IND	Carlin Motorsports	Dallara F312	RT/F3E	18	<b>30:12.111</b>	+27.005	158.3	6	<b>1:39.607</b>	160.0
<b>10</b> 5 Tanart Sathienthirakul	THA	RP Motorsport	Dallara F312	F3E	18	<b>30:21.490</b>	+36.384	157.5	2	<b>1:39.916</b>	159.5
<b>11</b> 47 Keyvan Andres	DEU	Carlin Motorsports	Dallara F312	RT/F3E	18	<b>30:23.909</b>	+38.803	157.3	4	<b>1:39.959</b>	159.5
<b>12</b> 72 Nikita Zlobin	RUS	Teo Martin Motorsport	Dallara F312	F3E	18	<b>30:24.729</b>	+39.623	157.2	4	<b>1:39.992</b>	159.4
<b>13</b> 20 Daniil Pronenko	RUS	BVM Racing	Dallara F312	RT/F3E	18	<b>30:25.317</b>	+40.211	157.2	3	<b>1:39.871</b>	159.6
<b>14</b> 9 Gulhuseyn Abdullayev	AZE	Campos Racing	Dallara F312	RT/F3E	18	<b>30:31.608</b>	+46.502	156.7	3	<b>1:40.487</b>	158.6
<b>15</b> 2 Kantadhee Kusiri	THA	RP Motorsport	Dallara F312	F3E	18	<b>30:45.206</b>	+1:00.100	155.5	3	<b>1:40.162</b>	159.2
<b>16</b> 6 Julio Moreno	ECU	Campos Racing	Dallara F312	F3E	18	<b>30:47.312</b>	+1:02.206	155.3	10	<b>1:38.527</b>	161.8

**Not classified:**

1 Antoni Ptak	POL	RP Motorsport	Dallara F312	F3E	8	<b>13:35.096</b>			4	<b>1:39.864</b>	159.6
3 Damiano Fioravanti	ITA	RP Motorsport	Dallara F312	F3E							


<b>Pole Position</b>		F. Habsburg	<b>1:35.003</b>	167.8 Kph
<b>Fastest Lap</b>	Lap 2	Leonardo Pulcini	<b>1:37.841</b>	162.9 Kph

Car 20 - 1 second penalty due to track limits  
 Car 47 - 2 second penalty due to track limits  
 Car 72 - 2 second penalty due to track limits  
 Car 7 - 1 second penalty due to track limits

Published at: .....

Track Status: **DRY**

<b>Stewards:</b>	<b>Timekeeper:</b>
------------------	--------------------



## Euroformula Open

Circuito de Jerez

Race 2

Final Classification by Division

Nr.	Driver	Nat	Team	Car	Laps	Total Time	Gap	Kph	Best Lap			
									Lap	Time	Kph	
<b>Spanish F3 Championship</b>												
1	8 Leonardo Pulcini	ITA	Campos Racing	Dallara F312	18	<b>29:45.106</b>		160.7	2	<b>1:37.841</b>	162.9	
2	62 Ferdinand Habsburg	AUT	Drivex School	Dallara F312	18	<b>29:47.922</b>	+2.816	160.5	3	<b>1:38.189</b>	162.3	
3	98 Colton Herta	USA	Carlin Motorsports	Dallara F312	18	<b>29:58.192</b>	+13.086	159.6	2	<b>1:38.669</b>	161.6	
4	7 Diego Manchaca	MEX	Campos Racing	Dallara F312	18	<b>30:03.336</b>	+18.230	159.1	3	<b>1:39.079</b>	160.9	
5	4 Tatiana Calderon	COL	RP Motorsport	Dallara F312	18	<b>30:04.681</b>	+19.575	159.0	3	<b>1:39.210</b>	160.7	
6	21 Ye Hongli	CHN	BVM Racing	Dallara F312	18	<b>30:09.222</b>	+24.116	158.6	3	<b>1:39.256</b>	160.6	
7	51 Ameya Vaidyanathan	IND	Carlin Motorsports	Dallara F312	18	<b>30:12.111</b>	+27.005	158.3	6	<b>1:39.607</b>	160.0	
8	5 Tanart Sathienthirakul	THA	RP Motorsport	Dallara F312	18	<b>30:21.490</b>	+36.384	157.5	2	<b>1:39.916</b>	159.5	
9	47 Keyvan Andres	DEU	Carlin Motorsports	Dallara F312	18	<b>30:23.909</b>	+38.803	157.3	4	<b>1:39.959</b>	159.5	
10	72 Nikita Zlobin	RUS	Teo Martin Motorsport	Dallara F312	18	<b>30:24.729</b>	+39.623	157.2	4	<b>1:39.992</b>	159.4	
11	20 Daniil Pronenko	RUS	BVM Racing	Dallara F312	18	<b>30:25.317</b>	+40.211	157.2	3	<b>1:39.871</b>	159.6	
12	9 Gulhuseyn Abdullayev	AZE	Campos Racing	Dallara F312	18	<b>30:31.608</b>	+46.502	156.7	3	<b>1:40.487</b>	158.6	
13	2 Kantadhee Kusiri	THA	RP Motorsport	Dallara F312	18	<b>30:45.206</b>	+100.100	155.5	3	<b>1:40.162</b>	159.2	
14	6 Julio Moreno	ECU	Campos Racing	Dallara F312	18	<b>30:47.312</b>	+102.206	155.3	10	<b>1:38.527</b>	161.8	
<b>Not classified:</b>												
1	Antoni Ptak	POL	RP Motorsport	Dallara F312	8	<b>13:35.096</b>		156.5	4	<b>1:39.864</b>	159.6	
3	Damiano Fioravanti	ITA	RP Motorsport	Dallara F312			18 Laps	0.0				

Car 20 - 1 second penalty due to track limits  
 Car 47 - 2 second penalty due to track limits  
 Car 72 - 2 second penalty due to track limits  
 Car 7 - 1 second penalty due to track limits


Published at: .....

Track Status:

**DRY**

Stewards:

Timekeeper:



## Euroformula Open

### Circuito de Jerez

### Race 2

### Final Classification by Group

Nr.	Driver	Nat	Team	Car	Laps	Total Time	Gap	Kph	Best Lap			
									Lap	Time	Kph	
<b>Rookie Trophy</b>												
1	62 Ferdinand Habsburg	AUT	Drivex School	Dallara F312	18	<b>29:47.922</b>		160.5	3	<b>1:38.189</b>	162.3	
2	45 Harison Scott	GBR	Teo Martin Motorsport	Dallara F312	18	<b>29:57.477</b>	+9.555	159.6	3	<b>1:38.809</b>	161.3	
3	98 Colton Herta	USA	Carlin Motorsports	Dallara F312	18	<b>29:58.192</b>	+10.270	159.6	2	<b>1:38.669</b>	161.6	
4	91 Vassiliy Romanov	RUS	Drivex School	Dallara F312	18	<b>30:00.161</b>	+12.239	159.4	2	<b>1:38.949</b>	161.1	
5	21 Ye Hongli	CHN	BVM Racing	Dallara F312	18	<b>30:09.222</b>	+21.300	158.6	3	<b>1:39.256</b>	160.6	
6	51 Ameya Vaidyanathan	IND	Carlin Motorsports	Dallara F312	18	<b>30:12.111</b>	+24.189	158.3	6	<b>1:39.607</b>	160.0	
7	47 Keyvan Andres	DEU	Carlin Motorsports	Dallara F312	18	<b>30:23.909</b>	+35.987	157.3	4	<b>1:39.959</b>	159.5	
8	20 Daniil Pronenko	RUS	BVM Racing	Dallara F312	18	<b>30:25.317</b>	+37.395	157.2	3	<b>1:39.871</b>	159.6	
9	9 Gulhuseyn Abdullayev	AZE	Campos Racing	Dallara F312	18	<b>30:31.608</b>	+43.686	156.7	3	<b>1:40.487</b>	158.6	

Car 20 - 1 second penalty due to track limits  
 Car 47 - 2 second penalty due to track limits  
 Car 72 - 2 second penalty due to track limits  
 Car 7 - 1 second penalty due to track limits

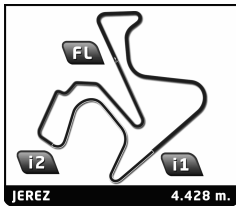
Published at: .....

Track Status:

**DRY**

Stewards:


Timekeeper:



**Euroformula Open**  
Circuito de Jerez  
Race 2

Lap Chart

		LAP																		
Nr	Pos	Grid	1	2	3	4	5	6	7	8	9	10	11	12	13	14	15	16	17	18
62	<b>1</b>	62	8	8	8	8	8	8	8	8	8	8	8	8	8	8	8	8	8	8
8	<b>2</b>	8	62	62	62	62	62	62	62	62	62	62	62	62	62	62	62	62	62	62
98	<b>3</b>	98	45	45	45	45	45	45	45	45	45	45	45	45	45	45	45	45	45	45
45	<b>4</b>	45	98	98	98	98	98	98	98	98	98	98	98	98	98	98	98	98	98	98
91	<b>5</b>	91	91	91	91	91	91	91	91	91	91	91	91	91	91	91	91	91	91	91
7	<b>6</b>	7	7	7	7	7	7	7	7	7	7	7	7	7	7	7	7	7	7	7
51	<b>7</b>	51	4	4	4	4	4	4	4	4	4	4	4	4	4	4	4	4	4	4
3	<b>8</b>	3	21	21	21	21	21	21	21	21	21	21	21	21	21	21	21	21	21	21
4	<b>9</b>	4	51	51	51	51	51	51	51	51	51	51	51	51	51	51	51	51	51	51
72	<b>10</b>	72	5	5	5	5	5	5	5	5	5	5	5	5	5	5	5	5	5	5
6	<b>11</b>	6	72	72	72	72	72	72	72	47	47	47	47	47	47	47	47	47	47	47
21	<b>12</b>	21	47	47	47	47	47	47	47	72	72	72	72	72	72	72	72	72	72	72
47	<b>13</b>	47	1	1	1	1	1	1	1	1	20	20	20	20	20	20	20	20	20	20
1	<b>14</b>	1	20	20	20	20	20	20	20	2	2	2	2	2	2	9	9	9	9	9
5	<b>15</b>	5	2	2	2	2	2	2	2	2	9	9	9	9	9	2	2	2	2	2
2	<b>16</b>	2	9	9	9	9	9	9	9	9	6	6	6	6	6	6	6	6	6	6
20	<b>17</b>	20	6	6	6	6	6	6	6	6	6	6	6	6	6	6	6	6	6	6
9	<b>18</b>	9																		




## Euroformula Open

Circuito de Jerez

Race 2

Best Sector Times

SECTOR 1			SECTOR 2			SECTOR 3			Pos	Driver	Ideal Lap	Best Lap
Pos	Driver	Time	Driver	Time	Driver	Time						
1	8 L.Pulcini	37.484	8 L.Pulcini	26.140	62 F.Habsburg	34.177	1	8 L.Pulcini	1:37.810	1:37.841	(1)	
2	62 F.Habsburg	37.640	62 F.Habsburg	26.198	8 L.Pulcini	34.186	2	62 F.Habsburg	1:38.015	1:38.189	(2)	
3	6 J.Moreno	37.784	6 J.Moreno	26.270	98 C.Herta	34.350	3	6 J.Moreno	1:38.454	1:38.527	(3)	
4	98 C.Herta	37.803	98 C.Herta	26.371	6 J.Moreno	34.400	4	98 C.Herta	1:38.524	1:38.669	(4)	
5	45 H.Scott	37.806	7 D.Menchaca	26.462	45 H.Scott	34.402	5	45 H.Scott	1:38.723	1:38.809	(5)	
6	91 V.Romanov	37.823	21 Y.Hongli	26.498	4 T.Calderon	34.509	6	91 V.Romanov	1:38.916	1:38.949	(6)	
7	21 Y.Hongli	37.866	45 H.Scott	26.515	91 V.Romanov	34.551	7	7 D.Menchaca	1:38.999	1:39.079	(7)	
8	7 D.Menchaca	37.894	91 V.Romanov	26.542	7 D.Menchaca	34.643	8	4 T.Calderon	1:39.093	1:39.210	(8)	
9	4 T.Calderon	37.992	4 T.Calderon	26.592	1 A.Ptak	34.697	9	21 Y.Hongli	1:39.114	1:39.256	(9)	
10	51 A.Vaidyanathan	38.068	51 A.Vaidyanathan	26.618	51 A.Vaidyanathan	34.748	10	51 A.Vaidyanathan	1:39.434	1:39.607	(10)	
11	20 D.Pronenko	38.096	5 T.Sathienthirakul	26.638	21 Y.Hongli	34.750	11	1 A.Ptak	1:39.519	1:39.864	(11)	
12	47 K.Andres	38.117	9 G.Abdullayev	26.674	47 K.Andres	34.840	12	47 K.Andres	1:39.703	1:39.959	(14)	
13	1 A.Ptak	38.141	1 A.Ptak	26.681	5 T.Sathienthirakul	34.851	13	20 D.Pronenko	1:39.710	1:39.871	(12)	
14	2 K.Kusiri	38.229	2 K.Kusiri	26.691	72 N.Zlobin	34.911	14	5 T.Sathienthirakul	1:39.829	1:39.916	(13)	
15	72 N.Zlobin	38.290	20 D.Pronenko	26.700	20 D.Pronenko	34.914	15	2 K.Kusiri	1:39.908	1:40.162	(16)	
16	5 T.Sathienthirakul	38.340	72 N.Zlobin	26.731	2 K.Kusiri	34.988	16	72 N.Zlobin	1:39.932	1:39.992	(15)	
17	9 G.Abdullayev	38.411	47 K.Andres	26.746	9 G.Abdullayev	35.083	17	9 G.Abdullayev	1:40.168	1:40.487	(17)	




## Euroformula Open

Circuito de Jerez

Race 2

Fastest Lap Sequence

Practice Time	Driver	Team	Car	Class	Time	Kph	Lap
3:23.169	8 Leonardo Pulcini	Campos Racing	Dallara F312	F3E	<b>1:37.841</b>	162.9	2




**Euroformula Open**  
Circuito de Jerez  
Race 2

Analysis by lap

Lapped

Nr	Lap Time	Gap	Nr	Lap Time	Gap	Nr	Lap Time	Gap	Nr	Lap Time	Gap	Nr	Lap Time	Gap
<b>Lap 1</b>			6	1:39.083	1:01.666	9	1:41.549	22.801	9	1:40.823	30.237	<b>Lap 13</b>		
8	1:45.328		<b>Lap 4</b>			6	1:38.958	1:02.490	6	1:38.977	1:03.610	8	1:38.925	
62	1:46.072	0.744	8	1:38.505		<b>Lap 7</b>			<b>Lap 10</b>			62	1:39.091	2.966
45	1:47.104	1.776	62	1:38.385	1.298	8	1:38.523		8	1:38.980		45	1:39.660	10.139
98	1:47.880	2.552	45	1:38.982	3.973	62	1:38.906	1.832	62	1:39.250	2.548	98	1:39.270	10.621
91	1:48.335	3.007	98	1:39.015	4.634	45	1:39.239	6.351	45	1:39.613	8.395	91	1:39.597	13.520
7	1:49.222	3.894	91	1:39.655	6.839	98	1:39.221	6.980	98	1:39.537	8.967	7	1:39.656	15.402
4	1:49.650	4.322	7	1:39.600	7.325	91	1:39.362	9.311	91	1:39.483	11.654	4	1:39.698	16.771
21	1:50.384	5.056	4	1:39.669	8.130	7	1:39.523	10.467	7	1:39.788	13.237	21	1:39.932	19.709
51	1:50.780	5.452	21	1:39.804	9.320	4	1:39.377	11.448	4	1:39.848	14.446	51	1:40.317	21.067
5	1:51.464	6.136	51	1:39.785	10.248	21	1:39.723	12.857	21	1:40.123	16.180	5	1:40.695	27.825
72	1:51.858	6.530	5	1:40.099	11.732	51	1:39.770	13.775	51	1:40.050	17.191	47	1:40.870	28.421
47	1:52.427	7.099	72	1:39.992	12.269	5	1:40.444	17.211	5	1:40.403	22.499	72	1:40.789	28.841
1	1:53.182	7.854	47	1:39.959	12.974	72	1:40.301	17.741	47	1:40.441	23.172	20	1:40.656	31.073
20	1:53.625	8.297	1	1:39.864	13.400	47	1:40.528	18.509	72	1:40.240	23.666	2	1:40.509	32.947
2	1:53.846	8.518	20	1:40.039	14.296	1	1:40.617	19.051	20	1:40.324	26.150	9	1:40.957	37.459
9	1:54.555	9.227	2	1:40.306	15.206	20	1:40.564	20.806	2	1:41.142	27.959	6	1:38.855	1:02.923
6	2:40.524	55.196	9	1:41.544	17.517	2	1:40.761	21.878	9	1:40.671	31.928	<b>Lap 14</b>		
<b>Lap 2</b>			6	1:38.737	1:01.898	9	1:41.035	25.313	6	1:38.527	1:03.157	8	1:39.307	
8	1:37.841		<b>Lap 5</b>			6	1:38.871	1:02.838	<b>Lap 11</b>			62	1:39.288	2.947
62	1:38.427	1.330	8	1:38.502		<b>Lap 8</b>			8	1:39.035		45	1:39.829	10.661
45	1:38.853	2.788	62	1:38.646	1.442	8	1:38.704		62	1:39.205	2.718	98	1:39.897	11.211
98	1:38.669	3.380	45	1:39.619	5.090	62	1:38.631	1.759	45	1:39.538	8.898	91	1:39.676	13.889
91	1:38.949	4.115	98	1:39.415	5.547	45	1:39.270	6.917	98	1:39.501	9.433	7	1:39.603	15.698
7	1:39.199	5.252	91	1:39.438	7.775	98	1:39.281	7.557	91	1:39.626	12.245	4	1:39.708	17.172
4	1:39.376	5.857	7	1:39.709	8.532	91	1:39.568	10.175	7	1:39.714	13.916	21	1:40.154	20.556
21	1:39.651	6.866	4	1:39.600	9.228	7	1:39.587	11.350	4	1:39.784	15.195	51	1:40.087	21.847
51	1:39.673	7.284	21	1:39.588	10.406	4	1:39.715	12.459	21	1:40.048	17.193	5	1:41.077	29.595
5	1:39.916	8.211	51	1:39.729	11.475	21	1:39.736	13.889	51	1:40.332	18.488	47	1:40.801	29.915
72	1:40.123	8.812	5	1:40.238	13.468	51	1:39.878	14.949	5	1:40.763	24.227	72	1:40.998	30.532
47	1:40.035	9.293	72	1:40.121	13.888	47	1:40.587	19.094	47	1:40.700	24.837	20	1:40.542	32.308
1	1:40.057	10.070	47	1:40.131	14.603	47	1:40.283	20.088	72	1:40.678	25.309	9	1:40.811	38.963
20	1:40.536	10.992	1	1:40.538	15.436	72	1:41.554	20.591	20	1:40.650	27.765	2	1:54.180	47.820
2	1:40.667	11.344	20	1:41.022	16.816	1	1:40.691	21.038	2	1:40.475	29.399	6	1:38.908	1:02.524
9	1:40.706	12.092	2	1:40.609	17.313	20	1:40.415	22.517	9	1:40.645	33.538	<b>Lap 15</b>		
6	1:43.329	1:00.684	9	1:40.791	19.806	2	1:40.431	23.605	6	1:38.880	1:03.002	8	1:39.082	
<b>Lap 3</b>			6	1:38.690	1:02.086	9	1:41.312	27.921	<b>Lap 12</b>			62	1:39.381	3.246
8	1:38.101		<b>Lap 6</b>			6	1:39.006	1:03.140	8	1:38.993		45	1:39.735	11.314
62	1:38.189	1.418	8	1:38.554		<b>Lap 9</b>			62	1:39.075	2.800	98	1:39.870	11.999
45	1:38.809	3.496	62	1:38.561	1.449	8	1:38.507		45	1:39.499	9.404	91	1:39.554	14.361
98	1:38.845	4.124	45	1:39.099	5.635	62	1:39.026	2.278	98	1:39.836	10.276	7	1:39.613	16.229
91	1:39.675	5.689	98	1:39.289	6.282	45	1:39.352	7.762	91	1:39.596	12.848	4	1:39.883	17.973
7	1:39.079	6.230	91	1:39.251	8.472	98	1:39.360	8.410	7	1:39.748	14.671	21	1:40.070	21.544
4	1:39.210	6.966	7	1:39.489	9.467	91	1:39.483	11.151	4	1:39.796	15.998	51	1:40.626	23.391
21	1:39.256	8.021	4	1:39.920	10.594	7	1:39.586	12.429	21	1:40.502	18.702	5	1:40.567	31.080
51	1:39.785	8.968	21	1:39.805	11.657	4	1:39.626	13.578	51	1:40.180	19.675	47	1:40.795	31.628
5	1:40.028	10.138	51	1:39.607	12.528	21	1:39.655	15.037	5	1:40.821	26.055	72	1:40.772	32.222
72	1:40.071	10.782	5	1:40.376	15.290	51	1:39.679	16.121	47	1:40.632	26.476	20	1:40.934	34.160
47	1:40.328	11.520	72	1:40.629	15.963	5	1:40.489	21.076	72	1:40.661	26.977	9	1:40.549	40.430
1	1:40.072	12.041	47	1:40.455	16.504	47	1:40.130	21.711	20	1:40.570	29.342	2	1:46.641	55.379
20	1:39.871	12.762	1	1:40.075	16.957	72	1:40.322	22.406	2	1:40.957	31.363	6	1:39.234	1:02.676
2	1:40.162	13.405	20	1:40.503	18.765	20	1:40.796	24.806	9	1:40.882	35.427	<b>Lap 16</b>		
9	1:40.487	14.478	2	1:40.881	19.640	2	1:40.699	25.797	6	1:38.984	1:02.993			



## Euroformula Open

Circuito de Jerez

Race 2

Analysis by lap

 Lapped


Nr	Lap Time	Gap	Nr	Lap Time	Gap	Nr	Lap Time	Gap	Nr	Lap Time	Gap	Nr	Lap Time	Gap
8	1:39.208													
62	1:39.331	3.369												
45	1:39.782	11.888												
98	1:39.623	12.414												
91	1:39.684	14.837												
7	1:39.658	16.679												
4	1:40.008	18.773												
21	1:39.812	22.148												
51	1:40.484	24.667												
5	1:41.032	32.904												
47	1:40.763	33.183												
72	1:40.735	33.749												
20	1:40.881	35.833												
9	1:40.706	41.928												
2	1:40.722	56.893												
6	1:39.237	1:02.705												

### Lap 17

8	1:39.166													
62	1:39.350	3.553												
45	1:39.696	12.418												
98	1:40.217	13.465												
91	1:39.834	15.505												
7	1:39.585	17.098												
4	1:39.881	19.488												
21	1:40.567	23.549												
51	1:40.592	26.093												
5	1:41.089	34.827												
47	1:41.199	35.216												
72	1:41.288	35.871												
20	1:41.275	37.942												
9	1:40.735	43.497												
2	1:40.830	58.557												
6	1:39.106	1:02.645												

### Lap 18

8	1:39.845													
62	1:39.108	2.816												
45	1:39.798	12.371												
98	1:39.466	13.086												
91	1:39.395	15.055												
7	1:39.977	17.230												
4	1:39.932	19.575												
21	1:40.412	24.116												
51	1:40.757	27.005												
5	1:41.402	36.384												
47	1:41.432	36.803												
72	1:41.597	37.623												
20	1:41.114	39.211												
9	1:42.850	46.502												
2	1:41.388	1:00.100												
6	1:39.406	1:02.206												



## Euroformula Open


### Circuito de Jerez

### Race 2

### Analysis

■ Personal Best   
 ■ Session Best   
 ■ B Crossing the finish line in pit lane


Lap	Time	Sector 1	Sector 2	Sector 3	Kph	Elapsed	Lap	Time	Sector 1	Sector 2	Sector 3	Kph	Elapsed
<b>1</b> <b>Antoni Ptak</b> POL													
RP Motorsport							Dallara F312						
1	1:53.182	50.202	27.435	35.545	140.8	1:53.182	1	1:51.464	48.973	27.188	35.303	143.0	1:51.464
2	1:40.057	38.592	26.768	<b>34.697</b>	159.3	3:33.239	2	<b>1:39.916</b>	38.366	<b>26.638</b>	34.912	159.5	3:31.380
3	1:40.072	38.416	<b>26.681</b>	34.975	159.3	5:13.311	3	1:40.028	38.379	26.798	<b>34.851</b>	159.4	5:11.408
4	<b>1:39.864</b>	38.228	26.780	34.856	159.6	6:53.175	4	1:40.099	38.409	26.792	34.898	159.3	6:51.507
5	1:40.538	<b>38.141</b>	27.326	35.071	158.6	8:33.713	5	1:40.238	38.363	26.796	35.079	159.0	8:31.745
6	1:40.075	38.474	26.709	34.892	159.3	10:13.788	6	1:40.376	<b>38.340</b>	26.938	35.098	158.8	10:12.121
7	1:40.617	38.646	26.874	35.097	158.4	11:54.405	7	1:40.444	38.379	26.935	35.130	158.7	11:52.565
8	1:40.691	38.541	26.918	35.232	158.3	13:35.096	8	1:40.587	38.498	26.961	35.128	158.5	13:33.152
							9	1:40.489	38.445	26.774	35.270	158.6	15:13.641
							10	1:40.403	38.484	26.919	35.000	158.8	16:54.044
							11	1:40.763	38.693	26.936	35.134	158.2	18:34.807
							12	1:40.821	38.543	26.954	35.324	158.1	20:15.628
							13	1:40.695	38.709	26.830	35.156	158.3	21:56.323
							14	1:41.077	38.717	27.021	35.339	157.7	23:37.400
							15	1:40.567	38.509	26.850	35.208	158.5	25:17.967
							16	1:41.032	38.579	27.033	35.420	157.8	26:58.999
							17	1:41.089	38.687	26.932	35.470	157.7	28:40.088
							18	1:41.402	38.723	27.174	35.505	157.2	30:21.490
<b>2</b> <b>Kantadhee Kusiri</b> THA													
RP Motorsport							Dallara F312						
1	1:53.846	51.099	27.527	35.220	140.0	1:53.846	<b>6</b>	<b>Julio Moreno</b> ECU					
2	1:40.667	38.740	26.867	35.060	158.4	3:34.513	Campos Racing						
3	<b>1:40.162</b>	38.257	26.784	35.121	159.2	5:14.675	Dallara F312						
4	1:40.306	38.365	26.953	<b>34.988</b>	158.9	6:54.981	1	2:40.524 <b>B</b>	53.233	32.594	1:14.697	99.3	2:40.524
5	1:40.609	38.270	26.814	35.525	158.4	8:35.590	2	1:43.329	41.868	26.872	34.589	154.3	4:23.853
6	1:40.881	38.484	26.968	35.429	158.0	10:16.471	3	1:39.083	38.231	26.452	<b>34.400</b>	160.9	6:02.936
7	1:40.761	38.484	27.054	35.223	158.2	11:57.232	4	1:38.737	37.839	26.432	34.466	161.4	7:41.673
8	1:40.431	<b>38.229</b>	26.944	35.258	158.7	13:37.663	5	1:38.690	37.923	26.335	34.432	161.5	9:20.363
9	1:40.699	38.416	26.927	35.356	158.3	15:18.362	6	1:38.958	38.097	26.320	34.541	161.1	10:59.321
10	1:41.142	38.409	26.936	35.797	157.6	16:59.504	7	1:38.871	37.956	26.402	34.513	161.2	12:38.192
11	1:40.475	38.534	<b>26.691</b>	35.250	158.7	18:39.979	8	1:39.006	37.899	26.464	34.643	161.0	14:17.198
12	1:40.957	38.518	26.759	35.680	157.9	20:20.936	9	1:38.977	37.914	26.501	34.562	161.1	15:56.175
13	1:40.509	38.461	26.839	35.209	158.6	22:01.445	10	<b>1:38.527</b>	<b>37.784</b>	<b>26.270</b>	34.473	161.8	17:34.702
14	1:54.180	38.690	27.025	48.465	139.6	23:55.625	11	1:38.880	37.801	26.463	34.616	161.2	19:13.582
15	1:46.641	43.639	27.173	35.829	149.5	25:42.266	12	1:38.984	37.977	26.326	34.681	161.0	20:52.566
16	1:40.722	38.685	26.802	35.235	158.3	27:22.988	13	1:38.855	37.882	26.378	34.595	161.3	22:31.421
17	1:40.830	38.472	26.879	35.479	158.1	29:03.818	14	1:38.908	37.849	26.413	34.646	161.2	24:10.329
18	1:41.388	38.526	27.331	35.531	157.2	30:45.206	15	1:39.234	37.940	26.380	34.914	160.6	25:49.563
							16	1:39.237	37.976	26.506	34.755	160.6	27:28.800
							17	1:39.106	37.905	26.574	34.627	160.8	29:07.906
							18	1:39.406	38.102	26.480	34.824	160.4	30:47.312
<b>4</b> <b>Tatiana Calderon</b> COL													
RP Motorsport							Dallara F312						
1	1:49.650	47.707	27.213	34.730	145.4	1:49.650	<b>7</b>	<b>Diego Menchaca</b> MEX					
2	1:39.376	38.247	<b>26.592</b>	34.537	160.4	3:29.026	Campos Racing						
3	<b>1:39.210</b>	<b>37.992</b>	26.709	<b>34.509</b>	160.7	5:08.236	Dallara F312						
4	1:39.669	38.188	26.597	34.884	159.9	6:47.905	1	1:49.222	47.519	26.989	34.714	145.9	1:49.222
5	1:39.600	38.167	26.688	34.745	160.0	8:27.505	2	1:39.199	37.946	26.610	<b>34.643</b>	160.7	3:28.421
6	1:39.920	38.329	26.761	34.830	159.5	10:07.425	3	<b>1:39.079</b>	<b>37.894</b>	<b>26.462</b>	34.723	160.9	5:07.500
7	1:39.377	38.086	26.600	34.691	160.4	11:46.802	4	1:39.600	38.180	26.670	34.750	160.0	6:47.100
8	1:39.715	38.156	26.710	34.849	159.9	13:26.517	5	1:39.709	38.111	26.753	34.845	159.9	8:26.809
9	1:39.626	38.022	26.699	34.905	160.0	15:06.143	6	1:39.489	38.113	26.624	34.752	160.2	10:06.298
10	1:39.848	38.099	26.817	34.932	159.7	16:45.991	7	1:39.523	38.210	26.469	34.844	160.2	11:45.821
11	1:39.784	38.266	26.658	34.860	159.8	18:25.775	8	1:39.587	38.051	26.640	34.896	160.1	13:25.408
12	1:39.796	38.114	26.688	34.994	159.7	20:05.571	9	1:39.586	38.081	26.591	34.914	160.1	15:04.994
13	1:39.698	38.216	26.618	34.864	159.9	21:45.269	10	1:39.788	38.145	26.598	35.045	159.7	16:44.782
14	1:39.708	38.086	26.669	34.953	159.9	23:24.977	11	1:39.714	38.233	26.492	34.989	159.9	18:24.496
15	1:39.883	38.259	26.746	34.878	159.6	25:04.860	12	1:39.748	38.161	26.502	35.085	159.8	20:04.244
16	1:40.008	38.302	26.700	35.006	159.4	26:44.868	13	1:39.656	38.156	26.556	34.944	160.0	21:43.900
17	1:39.881	38.158	26.710	35.013	159.6	28:24.749	14	1:39.603	38.114	26.555	34.934	160.0	23:23.503
18	1:39.932	38.197	26.714	35.021	159.5	30:04.681	15	1:39.613	38.170	26.484	34.959	160.0	25:03.116
<b>5</b> <b>Tanart Sathienthirakul</b> THA													
RP Motorsport							Dallara F312						



**Euroformula Open**  
Circuito de Jerez  
Race 2

Analysis


Lap	Time	Sector 1	Sector 2	Sector 3	Kph	Elapsed	Lap	Time	Sector 1	Sector 2	Sector 3	Kph	Elapsed
16	1:39.658	37.984	26.667	35.007	160.0	26:42.774	9	1:40.796	38.408	27.067	35.321	158.1	15:17.371
17	1:39.585	38.129	26.487	34.969	160.1	28:22.359	10	1:40.324	38.314	26.849	35.161	158.9	16:57.695
18	1:39.977	38.090	26.698	35.189	159.4	30:02.336	11	1:40.650	38.455	26.963	35.232	158.4	18:38.345
<b>8</b> <b>Leonardo Pulcini</b> <span style="float:right">ITA</span> Campos Racing <span style="float:right">Dallara F312</span>							<b>21</b> <b>Ye Hongli</b> <span style="float:right">CHN</span> BVM Racing <span style="float:right">Dallara F312</span>						
1	1:45.328	44.861	26.140	34.327	151.3	1:45.328	1	1:50.384	48.020	27.201	35.163	144.4	1:50.384
2	1:37.841	37.484	26.171	34.186	162.9	3:23.169	2	1:39.651	37.941	26.769	34.941	160.0	3:30.035
3	1:38.101	37.506	26.194	34.401	162.5	5:01.270	3	1:39.256	37.866	26.640	34.750	160.6	5:09.291
4	1:38.505	37.750	26.331	34.424	161.8	6:39.775	4	1:39.804	38.416	26.498	34.890	159.7	6:49.095
5	1:38.502	37.712	26.236	34.554	161.8	8:18.277	5	1:39.588	38.000	26.650	34.938	160.1	8:28.683
6	1:38.554	37.763	26.256	34.535	161.7	9:56.831	6	1:39.805	38.195	26.654	34.956	159.7	10:08.488
7	1:38.523	37.882	26.235	34.406	161.8	11:35.354	7	1:39.723	38.237	26.620	34.866	159.9	11:48.211
8	1:38.704	37.842	26.298	34.564	161.5	13:14.058	8	1:39.736	38.127	26.672	34.937	159.8	13:27.947
9	1:38.507	37.713	26.310	34.484	161.8	14:52.565	9	1:39.655	38.060	26.642	34.953	160.0	15:07.602
10	1:38.980	37.730	26.653	34.597	161.1	16:31.545	10	1:40.123	38.090	26.916	35.117	159.2	16:47.725
11	1:39.035	37.858	26.392	34.785	161.0	18:10.580	11	1:40.048	38.270	26.720	35.058	159.3	18:27.773
12	1:38.993	37.920	26.363	34.710	161.0	19:49.573	12	1:40.502	38.485	26.569	35.448	158.6	20:08.275
13	1:38.925	37.903	26.314	34.708	161.1	21:28.498	13	1:39.932	38.316	26.607	35.009	159.5	21:48.207
14	1:39.307	38.079	26.459	34.769	160.5	23:07.805	14	1:40.154	38.328	26.596	35.230	159.2	23:28.361
15	1:39.082	37.958	26.390	34.734	160.9	24:46.887	15	1:40.070	38.421	26.595	35.054	159.3	25:08.431
16	1:39.208	37.892	26.519	34.797	160.7	26:26.095	16	1:39.812	38.166	26.633	35.013	159.7	26:48.243
17	1:39.166	37.879	26.384	34.903	160.7	28:05.261	17	1:40.567	38.436	26.847	35.284	158.5	28:28.810
18	1:39.845	37.996	26.423	35.426	159.7	29:45.106	18	1:40.412	38.261	26.950	35.201	158.8	30:09.222
<b>9</b> <b>Gulhuseyn Abdullayev</b> <span style="float:right">AZE</span> Campos Racing <span style="float:right">Dallara F312</span>							<b>45</b> <b>Harison Scott</b> <span style="float:right">GBR</span> Teo Martin Motorsport <span style="float:right">Dallara F312</span>						
1	1:54.555	51.691	27.642	35.222	139.2	1:54.555	1	1:47.104	45.982	26.720	34.402	148.8	1:47.104
2	1:40.706	38.816	26.807	35.083	158.3	3:35.261	2	1:38.853	37.806	26.644	34.403	161.3	3:25.957
3	1:40.487	38.414	26.733	35.340	158.6	5:15.748	3	1:38.809	37.879	26.515	34.415	161.3	5:04.766
4	1:41.544	39.003	27.070	35.471	157.0	6:57.292	4	1:38.982	37.987	26.535	34.460	161.0	6:43.748
5	1:40.791	38.658	26.900	35.233	158.2	8:38.083	5	1:39.619	38.358	26.591	34.670	160.0	8:23.367
6	1:41.549	39.054	27.136	35.359	157.0	10:19.632	6	1:39.099	38.032	26.542	34.525	160.9	10:02.466
7	1:41.035	38.657	27.035	35.343	157.8	12:00.667	7	1:39.239	38.120	26.538	34.581	160.6	11:41.705
8	1:41.312	38.469	27.082	35.761	157.3	13:41.979	8	1:39.270	38.001	26.555	34.714	160.6	13:20.975
9	1:40.823	38.635	26.930	35.258	158.1	15:22.802	9	1:39.352	38.015	26.651	34.686	160.4	15:00.327
10	1:40.671	38.529	26.909	35.233	158.3	17:03.473	10	1:39.613	38.109	26.726	34.778	160.0	16:39.940
11	1:40.645	38.411	26.909	35.325	158.4	18:44.118	11	1:39.538	38.180	26.637	34.721	160.1	18:19.478
12	1:40.882	38.531	26.674	35.677	158.0	20:25.000	12	1:39.499	38.117	26.724	34.658	160.2	19:58.977
13	1:40.957	38.772	26.805	35.380	157.9	22:05.957	13	1:39.660	38.186	26.569	34.905	160.0	21:38.637
14	1:40.811	38.500	26.987	35.324	158.1	23:46.768	14	1:39.829	38.268	26.881	34.680	159.7	23:18.466
15	1:40.549	38.482	26.874	35.193	158.5	25:27.317	15	1:39.735	38.293	26.712	34.730	159.8	24:58.201
16	1:40.706	38.564	26.898	35.244	158.3	27:08.023	16	1:39.782	38.211	26.699	34.872	159.8	26:37.983
17	1:40.735	38.469	26.993	35.273	158.2	28:48.758	17	1:39.696	38.185	26.629	34.882	159.9	28:17.679
18	1:42.850	38.760	28.070	36.020	155.0	30:31.608	18	1:39.798	38.248	26.761	34.789	159.7	29:57.477
<b>20</b> <b>Daniil Pronenko</b> <span style="float:right">RUS</span> BVM Racing <span style="float:right">Dallara F312</span>							<b>47</b> <b>Keyvan Andres</b> <span style="float:right">DEU</span> Carlin Motorsports <span style="float:right">Dallara F312</span>						
1	1:53.625	50.857	27.233	35.535	140.3	1:53.625	1	1:52.427	49.898	27.271	35.258	141.8	1:52.427
2	1:40.536	38.412	27.002	35.122	158.6	3:34.161							
3	1:39.871	38.123	26.700	35.048	159.6	5:14.032							
4	1:40.039	38.333	26.792	34.914	159.3	6:54.071							
5	1:41.022	38.096	26.931	35.995	157.8	8:35.093							
6	1:40.503	38.468	26.875	35.160	158.6	10:15.596							
7	1:40.564	38.553	26.848	35.163	158.5	11:56.160							
8	1:40.415	38.356	26.913	35.146	158.7	13:36.575							



**Euroformula Open**  
Circuito de Jerez  
Race 2

Analysis

Lap	Time	Sector 1	Sector 2	Sector 3	Kph	Elapsed	Lap	Time	Sector 1	Sector 2	Sector 3	Kph	Elapsed
2	1:40.035	38.401	26.794	<b>34.840</b>	159.4	3:32.462	17	1:39.350	37.946	26.429	34.975	160.5	28:08.814
3	1:40.328	38.386	26.906	35.036	158.9	5:12.790	18	1:39.108	37.938	26.371	34.799	160.8	29:47.922
4	<b>1:39.959</b>	38.297	<b>26.746</b>	34.916	159.5	6:52.749	<b>72 Nikita Zlobin</b> RUS						
5	1:40.131	38.227	26.805	35.099	159.2	8:32.880	Teo Martin Motorsport Dallara F312						
6	1:40.455	38.415	26.869	35.171	158.7	10:13.335	1	1:51.858	49.631	27.179	35.048	142.5	1:51.858
7	1:40.528	38.294	27.107	35.127	158.6	11:53.863	2	1:40.123	<b>38.290</b>	26.859	34.974	159.2	3:31.981
8	1:40.283	<b>38.117</b>	27.068	35.098	159.0	13:34.146	3	1:40.071	38.346	26.814	<b>34.911</b>	159.3	5:12.052
9	1:40.130	38.209	26.805	35.116	159.2	15:14.276	4	<b>1:39.992</b>	38.336	<b>26.731</b>	34.925	159.4	6:52.044
10	1:40.441	38.278	26.981	35.182	158.7	16:54.717	5	1:40.121	38.397	26.760	34.964	159.2	8:32.165
11	1:40.700	38.463	26.941	35.296	158.3	18:35.417	6	1:40.629	38.443	26.961	35.225	158.4	10:12.794
12	1:40.632	38.363	26.894	35.375	158.4	20:16.049	7	1:40.301	38.505	26.843	34.953	158.9	11:53.095
13	1:40.870	38.531	27.088	35.251	158.0	21:56.919	8	1:41.554	38.724	27.611	35.219	157.0	13:34.649
14	1:40.801	38.503	27.045	35.253	158.1	23:37.720	9	1:40.322	38.327	26.925	35.070	158.9	15:14.971
15	1:40.795	38.487	27.004	35.304	158.2	25:18.515	10	1:40.240	38.328	26.851	35.061	159.0	16:55.211
16	1:40.763	38.493	26.927	35.343	158.2	26:59.278	11	1:40.678	38.584	26.824	35.270	158.3	18:35.889
17	1:41.199	38.726	27.065	35.408	157.5	28:40.477	12	1:40.661	38.560	26.794	35.307	158.4	20:16.550
18	1:41.432	38.741	27.031	35.660	157.2	30:21.909	13	1:40.789	38.525	26.955	35.309	158.2	21:57.339
<b>51 Ameya Vaidyanathan</b> IND							<b>91 Vassily Romanov</b> RUS						
Carlin Motorsports Dallara F312							Drivex School Dallara F312						
1	1:50.780	48.319	27.421	35.040	143.9	1:50.780	1	1:48.335	46.690	26.918	34.727	147.1	1:48.335
2	1:39.673	38.260	26.645	34.768	159.9	3:30.453	2	<b>1:38.949</b>	<b>37.823</b>	26.575	<b>34.551</b>	161.1	3:27.284
3	1:39.785	38.222	26.672	34.891	159.8	5:10.238	3	1:39.675	37.952	26.548	35.175	159.9	5:06.959
4	1:39.785	38.401	<b>26.618</b>	34.766	159.8	6:50.023	4	1:39.655	38.323	26.574	34.758	160.0	6:46.614
5	1:39.729	38.284	26.627	34.818	159.8	8:29.752	5	1:39.438	38.098	26.673	34.667	160.3	8:26.052
6	<b>1:39.607</b>	<b>38.068</b>	26.698	34.841	160.0	10:09.359	6	1:39.251	37.901	<b>26.542</b>	34.808	160.6	10:05.303
7	1:39.770	38.344	26.678	<b>34.748</b>	159.8	11:49.129	7	1:39.362	38.009	26.673	34.680	160.4	11:44.665
8	1:39.878	38.217	26.774	34.887	159.6	13:29.007	8	1:39.568	38.077	26.696	34.795	160.1	13:24.233
9	1:39.679	38.119	26.730	34.830	159.9	15:08.686	9	1:39.483	37.912	26.659	34.912	160.2	15:03.716
10	1:40.050	38.321	26.842	34.887	159.3	16:48.736	10	1:39.483	38.005	26.699	34.779	160.2	16:43.199
11	1:40.332	38.231	27.005	35.096	158.9	18:29.068	11	1:39.626	38.000	26.650	34.976	160.0	18:22.825
12	1:40.180	38.467	26.669	35.044	159.1	20:09.248	12	1:39.596	38.111	26.546	34.939	160.1	20:02.421
13	1:40.317	38.534	26.687	35.096	158.9	21:49.565	13	1:39.597	38.091	26.588	34.918	160.1	21:42.018
14	1:40.087	38.357	26.818	34.912	159.3	23:29.652	14	1:39.676	38.151	26.709	34.816	159.9	23:21.694
15	1:40.626	38.630	26.830	35.166	158.4	25:10.278	15	1:39.554	38.046	26.598	34.910	160.1	25:01.248
16	1:40.484	38.688	26.909	34.887	158.6	26:50.762	16	1:39.684	38.081	26.589	35.014	159.9	26:40.932
17	1:40.592	38.573	26.962	35.057	158.5	28:31.354	17	1:39.834	38.063	26.667	35.104	159.7	28:20.766
18	1:40.757	38.728	26.933	35.096	158.2	30:12.111	18	1:39.395	37.933	26.609	34.853	160.4	30:00.161
<b>62 Ferdinand Habsburg</b> AUT							<b>98 Colton Herta</b> USA						
Drivex School Dallara F312							Carlin Motorsports Dallara F312						
1	1:46.072	45.359	26.367	34.346	150.3	1:46.072	1	1:47.880	46.059	27.120	34.701	147.8	1:47.880
2	1:38.427	37.912	26.338	<b>34.177</b>	162.0	3:24.499	2	<b>1:38.669</b>	37.866	26.453	<b>34.350</b>	161.6	3:26.549
3	<b>1:38.189</b>	<b>37.640</b>	<b>26.198</b>	34.351	162.3	5:02.688	3	1:38.845	37.972	<b>26.371</b>	34.502	161.3	5:05.394
4	1:38.385	37.749	26.331	34.305	162.0	6:41.073	4	1:39.015	37.828	26.601	34.586	161.0	6:44.409
5	1:38.646	37.834	26.355	34.457	161.6	8:19.719	5	1:39.415	37.977	26.705	34.733	160.3	8:23.824
6	1:38.561	37.857	26.226	34.478	161.7	9:58.280	6	1:39.289	38.075	26.696	34.518	160.5	10:03.113
7	1:38.906	38.017	26.276	34.613	161.2	11:37.186	7	1:39.221	37.931	26.558	34.732	160.7	11:42.334
8	1:38.631	37.793	26.294	34.544	161.6	13:15.817	8	1:39.281	37.856	26.636	34.789	160.6	13:21.615
9	1:39.026	37.843	26.466	34.717	161.0	14:54.843	9	1:39.360	37.866	26.685	34.809	160.4	15:00.975
10	1:39.250	37.871	26.593	34.786	160.6	16:34.093							
11	1:39.205	38.070	26.372	34.763	160.7	18:13.298							
12	1:39.075	38.016	26.374	34.685	160.9	19:52.373							
13	1:39.091	38.035	26.380	34.676	160.9	21:31.464							
14	1:39.288	38.018	26.481	34.789	160.6	23:10.752							
15	1:39.381	38.113	26.523	34.745	160.4	24:50.133							
16	1:39.331	38.020	26.409	34.902	160.5	26:29.464							



## Euroformula Open

Circuito de Jerez

Race 2

Analysis

■ Personal Best   
 ■ Session Best   
 **B** Crossing the finish line in pit lane

Lap	Time	Sector 1	Sector 2	Sector 3	Kph	Elapsed	Lap	Time	Sector 1	Sector 2	Sector 3	Kph	Elapsed
10	1:39.537	37.803	26.771	34.963	160.1	16:40.512							
11	1:39.501	37.965	26.741	34.795	160.2	18:20.013							
12	1:39.836	38.144	26.649	35.043	159.7	19:59.849							
13	1:39.270	38.048	26.417	34.805	160.6	21:39.119							
14	1:39.897	38.099	26.955	34.843	159.6	23:19.016							
15	1:39.870	38.115	26.767	34.988	159.6	24:58.886							
16	1:39.623	37.947	26.742	34.934	160.0	26:38.509							
17	1:40.217	38.710	26.712	34.795	159.1	28:18.726							
18	1:39.466	38.078	26.506	34.882	160.3	29:58.192							